

Brass Fittings

Columbus Fleet Industrial Supply



Brass Fittings

Black Pipe Fittings Class 150

Square Head Plugs

Part #	Item	Qt
581-001	1/8	10
581-002	1/4	10
581-003	3/8	5
581-004	1/2	5
581-005	3/4	5
581-006	1	2
581-007	1-1/4	2
581-008	1-1/2	Ea
581-009	2	Ea
581-010	2-1/2	Ea
581-012	3	Ea
581-014	4	Ea



Pipe Caps

Part #	Item	Qt
581-021	1/8	10
581-022	1/4	10
581-023	3/8	5
581-024	1/2	5
581-025	3/4	5
581-026	1	2
581-027	1-1/4	2
581-028	1-1/2	Ea
581-029	2	Ea
581-030	2-1/2	Ea



Pipe Tee

Part #	Item	Qt
581-101	1/8	5
581-102	1/4	5
581-103	3/8	5
581-104	1/2	5
581-105	3/4	2
581-106	1	2
581-107	1-1/4	2
581-108	1-1/2	Ea
581-109	2	Ea
581-110	2-1/2	Ea



Merchant Couplers (steel)

Part #	Item	Qt
581-041	1/8	5
581-042	1/4	5
581-043	3/8	5
581-044	1/2	5
581-045	3/4	5
581-046	1	2
581-047	1-1/4	2
581-048	1-1/2	Ea
581-049	2	Ea
581-050	2-1/2	Ea
581-056	4"	Ea



MERCHANT COUPLERS ARE STEEL

Couplers

Part #	Item	Qt
581-064	1/2	5
581-065	3/4	5
581-066	1	2
581-067	1-1/4	2



Ground Union

Part #	Item	Qt
581-081	1/8	5
581-082	1/4	5
581-083	3/8	5
581-084	1/2	5
581-085	3/4	2
581-086	1	2



Brass Fittings

Black Pipe Fittings Class 150

90° St Elbow

Part #	Item	Qt
581-121	1/8	5
581-122	1/4	5
581-123	3/8	5
581-124	1/2	5
581-125	3/4	5
581-126	1	2
581-127	1-1/4	2
581-128	1-1/2	Ea
581-129	2	Ea
581-130	2-1/2	Ea



45° St Elbow

Part #	Item	Qt
581-141	1/8	5
581-142	1/4	5
581-143	3/8	5
581-144	1/2	5
581-145	3/4	5
581-146	1	Ea
581-147	1-1/4	Ea
581-148	1-1/2	Ea
581-149	2	Ea
581-150	2-1/2	Ea



90° Elbow

Part #	Item	Qt
581-161	1/8	5
581-162	1/4	5
581-163	3/8	5
581-164	1/2	5
581-165	3/4	5
581-166	1	2
581-167	1-1/4	2
581-168	1-1/2	Ea
581-169	2	Ea
581-170	2-1/2	Ea



Bushing

Part #	Item	Qt
581-201	1/4 X 1/8	10
581-202	3/8 X 1/8	10
581-203	3/8 X 1/4	10
581-205	1/2 X 1/4	5
581-206	1/2 X 3/8	5
581-208	3/4 X 1/4	5
581-209	3/4 X 3/8	5
581-210	3/4 X 1/2	5
581-212	1 X 1/4	5
581-213	1 X 3/8	5
581-214	1 X 1/2	5
581-215	1 X 3/4	5
581-219	1-1/4 X 3/4	2
581-220	1-1/4 X 1	2
581-233	1-1/2 X 3/4	2
581-234	1-1/2 X 1	2
581-235	1-1/2 X 1-1/4	2
581-238	2 X 1-1/4	2
581-239	2 X 1-1/2	2
581-240	2-1/2 X 2	2



45° Elbow

Part #	Item	Qt
581-181	1/8	5
581-182	1/4	5
581-183	3/8	5
581-184	1/2	5
581-185	3/4	5
581-186	1	2
581-187	1-1/4	2
581-188	1-1/2	Ea
581-189	2	Ea
581-190	2-1/2	Ea



Brass Fittings

Black Pipe Fittings Class 150

Bell Reducer

Part #	Item	Qt
581-241	1/4 X 1/8	5
581-242	3/8 X 1/8	5
581-243	3/8 X 1/4	5
581-245	1/2 X 1/4	5
581-246	1/2 X 3/8	5
581-248	3/4 X 1/4	5
581-249	3/4 X 3/8	5
581-250	3/4 X 1/2	2
581-253	1 X 3/8	2
581-254	1 X 1/2	2
581-255	1 X 3/4	2
581-259	1-1/4 X 3/4	2
581-264	1-1/4 X 1	2
581-280	2-X 1-1/2	2



90* Street Tee

Part #	Item	Qt
581-195	1/2"	Ea



Cross Tee

Part #	Item	Qt
581-620	3/4"	Ea



1/8 Pipe Nipples

Part #	Item	Qt
581-301	1/8 X 3/4	10
581-302	1/8 X 1-1/2	5
581-303	1/8 X 2	5
581-304	1/8 X 2-1/2	5
581-305	1/8 X 3	5
581-307	1/8 X 4	5



3/8 Pipe Nipples

Part #	Item	Qt
581-341	3/8 X 1	5
581-342	3/8 X 1-1/2	5
581-343	3/8 X 2	5
581-344	3/8 X 2-1/2	5
581-345	3/8 X 3	5
581-346	3/8 X 3-1/2	5
581-347	3/8 X 4	5
581-349	3/8 X 5	5
581-351	3/8 X 6	5



1/4 Pipe Nipples

Part #	Item	Qt
581-321	1/4 X 7/8	10
581-322	1/4 X 1-1/2	5
581-323	1/4 X 2	5
581-324	1/4 X 2-1/2	5
581-325	1/4 X 3	5
581-327	1/4 X 4	5
581-331	1/4 X 6	5

1/2 Pipe Nipples

Part #	Item	Qt
581-361	1/2 X 1-1/8	5
581-362	1/2 X 1-1/2	5
581-363	1/2 X 2	5
581-364	1/2 X 2-1/2	5
581-365	1/2 X 3	5
581-366	1/2 X 3-1/2	5
581-367	1/2 X 4	5
581-368	1/2 X 4-1/2	5
581-369	1/2 X 5	5
581-371	1/2 X 6	5

Brass Fittings

Black Pipe Fittings Class 150

3/4 Pipe Nipples

Part #	Item	Qt
581-381	3/4 X 1-3/8	5
581-382	3/4 X 1-1/2	5
581-383	3/4 X 2	5
581-384	3/4 X 2-1/2	5
581-385	3/4 X 3	5
581-387	3/4 X 4	5
581-388	3/4 X 5	5
581-391	3/4 X 6	5



1-1/2 Pipe Nipples

Part #	Item	Qt
581-421	1-1/2 X 1-1/2	2
581-422	1-1/2 X 2-1/2	2
581-424	1-1/2 X 3-1/2	2
581-430	1-1/2 X 6	Ea



1" Pipe Nipples

Part #	Item	Qt
581-401	1 X 1-1/2	5
581-402	1 X 2	2
581-403	1 X 2-1/2	2
581-404	1 X 3	2
581-406	1 X 4	2
581-410	1 X 6	2

2" Pipe Nipples

Part #	Item	Qt
581-461	2 X 2	2

2-1/2 Pipe Nipples

Part #	Item	Qt
581-471	2-1/2 X 2	2

1-1/4 Pipe Nipples

Part #	Item	Qt
581-412	1-1/4 X 1-1/2	2
581-413	1-1/4 X 2	2
581-414	1-1/4 X 2-1/2	2
581-415	1-1/4 X 3	2
581-417	1-1/4 X 3-1/2	2

3 Pipe Nipples

Part #	Item	Qt
581-480	2-1/2 X 2	2

4 Pipe Nipples

Part #	Item	Qt
581-500	4 X 4"	Ea
581-504	4 X 6"	Ea

Brass Fittings

Brass Inverted Flare Fittings



Part #	FMSI #	Item			Qt	
607-254	3000	3/16 Nut	3/8-24	Brass	5	
607-270	3001	3/16 Nut	3/8-24	Brass	5	
607-284	3002	3/16 Union	3/8-24	Brass	5	
607-256	3003	1/4 Nut	7/16-24	Brass	5	
607-272	3004	1/4 Nut	7/16-24	Brass	5	
607-286	3005	1/4 Union	7/16-24	Brass	5	
607-258	3006	5/16 Nut	1/2-20	Brass	5	
607-288	3007	5/16 Union	1/2-20	Brass	5	
603-008	3008	3/8 Nut	16 MM X 1.5	Olive	5	
603-009	3009	5/16 Nut	14 MM X 1.5	Olive	5	
603-015	3015	3/8 Nut	5/8-18	Brass	5	
603-018	3018	3/8 Union	5/8-18	Brass	5	
603-022	3022	3/16 Nut	7/16-24	Red	5	
603-023	3023	3/16 Nut	1/2-20	Green	5	

Brass Fittings

Brass Inverted Flare Fittings



Part #	FMSI #	Item			Qt	
603-024	3024	3/16 Nut	9/16-18	Olive/Gold	5	
603-025	3025	1/4 Nut	9/16-18	Blue	5	
603-026	3026	1/4 Nut	1/2-20	Gold	5	
603-028	3028	3/16 Nut	10 MM X 1.0	Olive	5	
603-039	3039	3/16 Adapter	3/8-24 10 MM X 1.0	Brass	5	
603-040	3040	3/16 Union	11MM X 1.5	Orange	5	
603-041	3041	5/16 Nut	1/2-20	Blue	5	
603-042	3042	3/16 Union	13 MM X 1.5	Green	5	
603-043	3043	3/16 Nut	10 MM X 1.0	Blue	5	
603-044	3044	3/16 Nut	10 MM X 1.0	Brass	5	
603-045	3045	3/16 Adapter	3/8-24 10 MM x 1.0	Brass	5	
603-047	3047	3/16 Union	3/8-24	Brass	5	
603-059	3059	3/16 Nut	10 MM x 1.0	Brass	5	
603-410	3410	3/16 Nut	3/8-24	Purple	5	

Brass Fittings

Brass Inverted Flare Fittings



Part #	FMSI #	Item			Qt	
603-411	3411	3/16 Nut	10 MM X 1.0 12 MM HEX	Gold	5	
603-413	3413	1/4 Nut	12 MM X 1.0 Ford & Import	Black	5	
603-414	3414	3/16 Nut	10 MM X 1.0 Volkswagon & Audi	Volet	5	
603-417	3417	3/16 Nut	10 MM X 1.0 Toyota & GM	Blue	5	
603-420	3420	3/16 Nut	10 MM X 1.0 Ford	Gold	5	
603-421	3421	6 MM Nut	12 MM x 1.0	Olive	5	
603-422	3422	6 MM Nut	12 MM x 1.5	Olive	5	
603-423	3423	6 MM Nut	14 MM x 1.5	Black	5	
603-424	3424	3/16 Nut	3/8 – 24 7/16 Hex	Volet	5	
603-426	3426	3/16 Nut	12 MM X 1.25	Olive	5	
603-433	3433	1/4 Nut	12 MM X 1.25	Gold	5	
603-439	3439	3/16 Nut	1/2-20	Black	5	
603-441	3441	3/16 Nut	3/8-24 9/16 Hex	Gold	5	
603-447	3447	1/4 Nut	12 MM X 1.75	Yellow	5	

Brass Fittings

Brass Inverted Flare Fittings



Part #	FMSI #	Item			Qt	
603-449	3449	3/16 Nut	10mm x 1.0	Yellow	5	
603-462	3462	1/4 Nut	9/16-18	Yellow	5	
603-463	3463	3/16 Nut	10 MM X 1.0	Gray	5	
603-470	3470	3/8 Nut	10 MM X 1.25	Silver	5	
603-477	3477	3/16 Nut	11 MM X 1.0	Red	5	
603-489	3489	5/16 Adapter	1/2 - 20	Olive	5	
603-490	3490	1/4 Nut	11 MM X 1.0	Violet	5	
603-492	3492	3/16 Nut	10 MM X 1.0	Violet	5	

Brass Fittings

Brass Inverted Flare Fittings



Inverted Flare Nuts

Part #	Flare		Qt
607-252	1/8	5/16-24	5
607-254	3/16	3/8-24	5
607-256	1/4	7/16-24	5
607-258	5/16	1/2-20	5
607-260	3/8	5/8-18	5
607-264	1/2	3/4-16	2
607-266	5/8	7/8-14	2

Inverted Unions

Part #	Flare	Qt
607-282	1/8	5
607-284	3/16	5
706-286	1/4	5
607-288	5/16	5
607-290	3/8	5
607-294	1/2	5



Long Inverted Flare Nuts

607-270	3/16	3/8-24	5
607-272	1/4	7/16-24	5



Inverted to Pipe 90° Conn

Part #	Flare	Pipe	Qt
607-350	1/8	1/8	5
607-352	3/16	1/8	5
607-354	1/4	1/8	5
607-356	1/4	1/4	5
607-358	5/16	1/8	5
607-360	5/16	1/4	5
607-362	3/8	1/8	5
607-364	3/8	1/4	5
607-366	3/8	3/8	5
607-380	1/2	3/8	5

Inverted to Pipe Conn

Part #	Flare	Pipe	Qt
607-310	1/8	1/8	5
607-312	3/16	1/8	5
607-314	1/4	1/8	5
607-316	1/4	1/4	5
607-318	5/16	1/8	5
607-320	5/16	1/4	5
607-322	3/8	1/8	5
607-324	3/8	1/4	5
607-326	3/8	3/8	5
607-340	1/2	3/8	5
607-344	5/8	1/2	Ea



Inverted to Inverted

Part #	Female	Male	Qt
607-550	3/16	1/4	5
607-554	3/16	5/16	5
607-558	1/4	3/16	5
607-562	1/4	5/16	5



Inverted Union Tee

Part #	Flare	Qt
607-480	1/8	5
607-482	3/16	5
706-484	1/4	5
607-486	5/16	2
607-488	3/8	2



Inverted to Inverted

Part #	Tube	Pipe	Qt
607-392	3/16	1/8	5
607-394	1/4	1/8	5
607-396	3/8	1/4	5
607-398	1/2	3/8	5



Brass Fittings

Brass Push-Lock Barb Fittings

Hose Barbs

Part #	Flare	Qt
610-004	1/4	5
610-005	5/16	5
610-006	3/8	5
610-008	1/2	5
610-010	5/8	2
610-012	3/4	2



Hose Barb to Male Pipe

Part #	Hose	Pipe	Qt
610-033	1/4	1/8	5
610-034	1/4	1/4	5
610-035	1/4	3/8	5
610-039	3/8	1/8	5
610-040	3/8	1/4	5
610-041	3/8	3/8	5
610-042	3/8	1/2	5
610-044	1/2	1/4	2
610-045	1/2	3/8	2
610-046	1/2	1/2	5
610-048	5/8	3/8	2
610-049	5/8	1/2	2
610-052	3/4	1/2	2
610-053	3/4	3/4	2

Hose Barbs Female Pipe

Part #	Hose	Pipe	Qt
610-112	1/4	1/4	5
610-113	1/4	3/8	5
610-114	3/8	1/4	5
610-115	3/8	3/8	5
610-117	1/2	1/2	2



Hose Barbs Female SAE

Part #	Hose	SAE 45	Qt
610-152	1/4	1/4	5
610-153	1/4	5/16	5
610-155	3/8	3/8	5
610-156	3/8	1/2	5
610-157	1/2	3/8	2
610-158	1/2	1/2	2
610-159	1/2	5/8	2
610-161	5/8	1/2	2
610-162	5/8	5/8	2
610-164	3/4	3/4	2



Hose Barbs Female JIC 37

Part #	Hose	SAE 45	Qt
610-270	3/8	3/8	2
610-272	3/8	1/2	2
610-276	5/8	1/2	2
610-278	5/8	5/8	2
610-280	3/4	3/4	2



Brass Fittings

Brass Push-Lock Barb Fittings



Hose Barbs Male SAE 45

Part #	Hose	SAE 45	Qt
610-140	1/4	1/4	5
610-141	1/4	5/16	5
610-142	1/4	3/8	5
610-143	3/8	3/8	5
610-144	3/8	1/2	5
610-148	1/2	1/2	2



Hose Barbs Male Inverted

Part #	Hose	Inv	Qt
610-172	1/4	1/4	5
610-176	3/8	3/8	5
610-177	1/2	1/2	2



Hose Barbs Female Inverted

Part #	Hose	Inv	Qt
610-185	1/4	1/4	5
610-187	3/8	3/8	5
610-189	1/2	1/2	2



Hose Barbs Male JIC 37

Part #	Hose	SAE 45	Qt
610-250	3/8	3/8	5

Brass Fittings

Brass Hose Barb Fittings

Hose Barbs

Part #	Flare	Qt
611-003	3/16	5
611-004	1/4	5
611-005	5/16	5
611-006	3/8	5
611-008	1/2	5
611-010	5/8	2
611-011	7/8	2
611-012	3/4	2
611-013	7/8	2
611-014	1"	2
611-016	1-1/4	2



Hose Barb to Male Pipe

Part #	Hose	Pipe	Qt
611-030	1/8	1/8	5
611-031	3/16	1/8	5
611-032	3/16	1/4	5
611-033	1/4	1/8	5
611-034	1/4	1/4	5
611-035	1/4	3/8	5
611-0355	1/4	1/2	5
611-036	5/16	1/8	5
611-037	5/16	1/4	5
611-038	5/16	3/8	5
611-039	3/8	1/8	5
611-040	3/8	1/4	5
611-041	3/8	3/8	5
611-042	3/8	1/2	5
611-044	1/2	1/4	2
611-045	1/2	3/8	2
611-046	1/2	1/2	2
611-048	5/8	1/4	2
611-049	5/8	3/8	2
611-050	5/8	1/2	2
611-052	3/4	1/2	2
611-053	3/4	3/4	2
611-054	1	3/4	2
611-055	1	1	2



Hose Barbs Female Pipe

Part #	Hose	Pipe	Qt
611-110	1/4	1/8	5
611-112	1/4	1/4	5
611-113	1/4	3/8	5
611-114	3/8	1/4	5
611-115	3/8	3/8	5
611-116	1/2	3/8	2
611-117	1/2	1/2	2

Hose Barb to 90* Male Pipe

Part #	Hose	Pipe	Qt
611-076	1/4	1/8	5
611-078	1/4	1/4	5
611-082	3/8	1/8	5
611-084	3/8	1/4	5
611-086	3/8	3/8	5
611-088	3/8	1/2	5
611-090	1/2	1/4	2
611-091	1/2	3/8	2
611-093	1/2	1/2	2
611-094	5/8	3/8	2
611-095	5/8	1/2	2
611-097	3/4	1/2	2
611-098	3/4	3/4	2
611-099	1	3/4	2



Hose Barbs Female SAE 45*

Part #	Hose	Pipe	Qt
611-129	5/16	5/16	5
611-130	5/16	3/8	5



Brass Fittings

Brass Hose Barb Fittings




Beaded Hose Barbs Male Pipe

Part #	Hose	Pipe	Qt
611-170	5/8	3/8	2
611-172	5/8	1/2	2
611-176	3/4	1/2	2

Beaded Hose Barbs Male Pipe 90*

Part #	Hose	Pipe	Qt
611-180	1/2	3/8	2
611-184	5/8	1/4	2
611-186	5/8	3/8	2
611-188	5/8	1/2	2
611-192	3/4	1/2	2



Hose Barbs Male Pipe 90*

Part #	Hose	Qt
611-150	1/8	2
611-151	3/16	2
611-152	1/4	2
611-153	5/16	2
611-154	3/8	2
611-155	1/2	2
611-156	5/8	2
611-157	3/4	2
611-158	7/8	2

Beaded Hose Barbs Male Pipe

Part #	Hose	Pipe	Qt
611-060	5/8	3/8	2

Brass Fittings

Pipe Barb Fittings



Galvanize Beaded Hose Barbs Male Pipe

Part #	Hose	Pipe	Qt
611-025	1"	1"	Ea
611-027	1-1/4	1-1/4	Ea
611-028	1-1/2	1-1/2	Ea



Black Beaded Hose Barbs Male Pipe

Part #	Hose	Pipe	Qt
581-625	1-1/2	1-1/2	Ea

GRIP-TITE HOSE (Rubber / Fiber Cover)

Lightweight, flexible, low pressure, general purpose hose with one fiber braid reinforcement.

Used for conveying hydraulic oils, mineral oils, antifreeze solutions, most agricultural sprays and other diluted chemical solutions.

Used in conjunction with Grip-Tite Hose Barbs.

Working Temperature: -40°F to +220°F, -40°C to +104°C

When installing Grip-Tite Hose Barbs, make sure yellow ring is touching the end of hose and the barb is fully inserted for maximum holding power.




Push-Lock Hose

Part #	Hose	Qt
611-224	1/4	FT
611-226	3/8	FT
611-228	1/2	FT
611-230	5/8	FT
611-232	3/4	FT

Brass Fittings

Bon Aire "Ultimate" Garden Hose Nozzle — Aluminum



Part #	Qt
612-075	Ea

- Engineered from aircraft-grade aluminum, forged stainless steel and high-grade fiberglass and comfort-grip soft rubber, making this tool virtually indestructible and leakproof
- Fire hoze nozzle design
- Adjustable spray pattern from a nearly solid stream to broad fan
- Convenient patented two-way shutoff can be turned on or off in either direction

Rubber comfort grip

Fits any standard 5/8in. garden hose

1in. Diameter

This multifunctional Garden Hose Nozzle from Bon Aire could be the only nozzle you'll ever need, giving you the perfect stream of water for any job. Turns any standard garden hose into a multifunction spray tool.

Brass Fittings

3-1/2" Firemans Nozzle Sprayer


- Features an Adjustable Water Stream
- Includes Stainless Steel Parts - Long Life
- Features Heavy-Duty Rubber Coating that Protects Vehicle
- Offers a Choice Between Jet and Fan Spray Pattern
- For Heavy Duty Usage



Part #	Qt
612-052	Ea

Detailer's Choice High-Power Car Wash Nozzle

- Features an Adjustable Water Stream
- Includes Stainless Steel Parts - Long Life
- Features Heavy-Duty Rubber Coating that Protects Vehicle
- Offers a Choice Between Jet and Fan Spray Pattern
- Great for Washing Your Boat, RV, or other Outdoors Equipment



Part #	Qt
612-054	Ea

- Features a 4-Way Adjustable Nozzle - Prep, Soap, Blast, and Rinse
- Includes a Kink-Free Swivel Hose Connector
- Offers a Soap Reservoir with Locking Cap that Eliminates the Need for a Bucket
- Offers to Make Car Washing Fast, Easy, and Fun

Part #	Qt
612-057	Ea



Brass Fittings

GHN-10 Adjustable Firemans Nozzle Sprayer

- Features an Adjustable Water Stream
- Includes Stainless Steel Parts - Long Life
- Features Heavy-Duty Rubber Coating that Protects Vehicle
- Offers a Choice Between Jet and Fan Spray Pattern
- For Heavy Duty Usage



Part #	Qt
612-040	Ea

GHN-6 Adjustable Water Nozzle Sprayer

- Features an Adjustable Water Stream
- Includes Stainless Steel Parts - Long Life
- Features Heavy-Duty Rubber Coating that Protects Vehicle
- Offers a Choice Between Jet and Fan Spray Pattern
- 7 Patterns



Part #	Qt
612-044	Ea

Pistol Grip Water Nozzle Sprayer






- Features an Adjustable Water Stream
- Includes Stainless Steel Parts - Long Life
- Features Heavy-Duty Rubber Coating that Protects Vehicle
- Offers a Choice Between Jet and Fan Spray Pattern
- Industrial and Home usage



Part #	Qt
612-046	Ea





Brass Fittings

Garden Hose Fittings

Part #	Item			Qt	
612-060	Hose Repair	5/8 Hose and 3/4 Hose	Nylon / Brass	Ea	
612-062	Hose Repair	5/8 Hose and 3/4 Hose	Nylon / Brass	Ea	
612-070	Hose Mender	5/8 Hose and 3/4 Hose	Nylon / Brass	Ea	
612-110	Washer	Garden Hose	Rubber	10	
612-118	Plug	Garden Hose	Brass	2	

Brass Fittings

Garden Hose Fittings

Part #	Item			Qt	
612-132	Cap	Garden Hose	Brass	2	
612-144	Coupler	Garden Hose	Brass	2	
612-164	Union	Garden Hose	Brass	2	
612-174	Female Garden	1/2 Fem Pipe	Brass	2	
612-176	Female Garden	3/4 Fem Pipe	Brass	2	
612-187	Male Garden	3/8 Male Pipe	Brass	2	
612-188	Male Garden	1/2 Male Pipe	Brass	2	
612-190	Male Garden	3/4 Male Pipe	Brass	2	
612-222	Female Garden	1/2 Male Pipe	Brass	2	
612-264	Garden Male	1/2 Female Pipe	Brass	2	
612-266	Garden Male	3/4 Female Pipe	Brass	2	
612-336	1/2" Hose Barb	Male Garden	Brass	2	
612-338	5/8" Hose Barb	Male Garden	Brass	2	
612-340	3/4" Hose Barb	Male Garden	Brass	2	
612-344	1" Hose Barb	Male Garden	Brass	2	
612-366	1/2" Hose Barb	Female Garden	Brass	2	
612-368	5/8" Hose Barb	Female Garden	Brass	2	
612-370	3/4" Hose Barb	Female Garden	Brass	2	

Brass Fittings

Brass Pipe Fittings

Dry Seal Plugs

Part #	Item	Qt
620-550	1/16	10
620-551	1/8	10
620-552	1/4	10
620-553	3/8	10
620-554	1/2	5
620-555	3/4	5
620-556	1	5
620-557	1-1/2	5



Allen Plugs

Part #	Item	Qt
620-571	1/8	10
620-572	1/4	10
620-573	3/8	10
620-574	1/2	5



Hex Head Plugs

Part #	Item	Qt
621-001	1/16	10
621-002	1/8	10
621-003	1/4	10
621-004	3/8	5
621-005	1/2	5
621-006	3/4	5



Square Head Plugs

Part #	Item	Qt
621-022	1/8	10
621-023	1/4	10
621-024	3/8	5
621-025	1/2	5
621-026	3/4	2



Caps

Part #	Item	Qt
621-032	1/8	10
621-033	1/4	10
621-034	3/8	5
621-035	1/2	5
621-036	3/4	2



Couplers

Part #	Item	Qt
621-042	1/8	10
621-043	1/4	5
621-044	3/8	5
621-045	1/2	5
621-046	3/4	2



Tees

Part #	Item	Qt
621-052	1/8	5
621-053	1/4	5
621-054	3/8	5
621-055	1/2	2
621-056	3/4	2



Male Branch Tee

Part #	Item	Qt
621-079	1/8 X 1/8	5
621-080	1/4 X 1/4	5
621-081	3/8 X 3/8	2
621-078	1/2 X 1/2	2



Brass Fittings

Brass Pipe Fittings

45° Street Elbow

Part #	Item	Qt
621-102	1/8	5
621-103	1/4	5
621-104	3/8	5
621-105	1/2	2



90° Elbow

Part #	Item	Qt
621-060	1/8	5
621-061	1/4	5
621-062	3/8	5
621-063	1/2	2
621-064	3/4	2



Street Tee

Part #	Item	Qt
621-092	1/8	5
621-093	1/4	5
621-094	3/8	2
621-095	1/2	2



90° Street Elbow

Part #	Item	Qt
621-082	1/8	5
621-083	1/4	5
621-084	3/8	5
621-085	1/2	2
621-086	3/4	2



Reducer Coupler

Part #	Item	Qt
621-122	1/4 X 1/8	5
621-125	3/8 X 1/8	5
621-126	3/8 X 1/4	5
621-127	1/2 X 1/4	2
621-128	1/2 X 3/8	2



Adapter

Part #	Item	Qt
621-202	1/8 X 1/8	5
621-204	1/4 X 1/8	5
621-206	1/4 X 1/4	5
621-207	3/8 X 1/8	5
621-208	3/8 X 1/4	5
621-210	3/8 X 3/8	5
621-213	1/2 X 1/4	5
621-214	1/2 X 3/8	5
621-215	1/2 X 1/2	5
621-219	3/4 X 1/2	2



90° Street Elbow

Part #	Item	Qt
621-088	1/4 X 1/8	2
621-089	3/8 X 1/4	2
621-090	1/2 X 3/8	2



Street Tee

Part #	Item	Qt
621-097	1/8	2
621-098	1/4	2
621-099	3/8	2
621-100	1/2	2



Brass Fittings

Brass Pipe Fittings

Close Nipple

Part #	Item	Qt
621-152	1/8	10
621-153	1/4	10
621-154	3/8	5
621-156	1/2	5
612-157	3/4	2



Bushing

Part #	Item	Qt
621-182	1/4 X 1/8	10
621-185	3/8 X 1/8	10
621-186	3/8 X 1/4	10
621-190	1/2 X 1/8	5
621-191	1/2 X 1/4	5
621-192	1/2 X 3/8	5
621-194	3/4 X 1/4	2
621-195	3/4 X 3/8	2
621-196	3/4 X 1/2	2



Hex Nipple

Part #	Item	Qt
621-142	1/8	10
621-143	1/4	5
621-144	3/8	5
621-145	1/2	5
621-146	3/4	2



Long Nipple

Part #	Item	Qt
621-162	1/8 X 1-1/2	5
621-163	1/8 X 2	5
621-160	1/8 X 2-1/2	5
621-164	1/8 X 3	5
621-165	1/4 X 1-1/2	5
621-166	1/4 X 2	5
621-167	1/4 X 2-1/2	5
621-168	1/4 X 3	5
612-169	3/8 X 1-1/2	5
621-170	3/8 X 2	5
621-172	3/8 X 2-1/2	5
621-173	3/8 X 3	5
621-174	1/2 X 2	5
621-175	1/2 X 2-1/2	5
621-177	1/2 X 3	5
621-179	1/2 X 3-1/2	5
621-180	3/4 X 2	5
621-181	3/4 X 3	5



Reducing Hex Nipple

Part #	Item	Qt
621-235	1/4 X 1/8	5
621-239	3/8 X 1/4	5
621-243	1/2 X 1/4	5
621-248	1/2 X 3/8	5



Pipe Bulkhead Couplers Brass

Part #	Item	Ref #	Length	Qt
621-545	1/8FP X 1/8FP	1495B-A	1-1/2	2
621-550	1/4FP X 1/4P	1495B-S	31/32	2
621-555	3/8FP X 3/8FP	1495B-C	1-1/2	2
621-560	1/2FP X 1/2FP	1495B-D	1-1/4	2
621-570	1/2FP X 3/8FP	1496-DC	1-1/2	2
621-585	1/4FP X 1/4FP LONG	1495B-L	1-1/2	2
621-590	1/2MP X 1/4FP	1497-DBS	1-5/8	2



Brass Fittings

Brass Compression Fittings

Compression Nut

Part #	Item	Qt
625-002	1/8	10
625-003	5/32	10
625-004	3/16	10
625-006	1/4	10
625-008	5/16	10
625-010	3/8	10
625-012	7/16	5
625-014	1/2	5
625-016	5/8	5



Compression Sleeve

Part #	Item	Qt
625-022	1/8	25
625-023	5/32	25
625-024	3/16	25
625-026	1/4	25
625-028	5/16	25
625-029	3/8	25
625-031	1/2	10
625-032	5/8	10



Compression Insert

Part #	Item	Qt
625-042	1/8	25
625-043	5/32	25
625-044	3/16	25
625-046	1/4	25
625-048	5/16	25
625-050	3/8	25
625-052	1/2	10



Sure Grip Nut

Part #	Item	Qt
625-062	1/8	10
625-063	5/32	10



Delrin Sleeve

Part #	Item	Qt
625-076	1/4	25
625-078	5/16	25
625-080	3/8	10
625-082	1/2	10



Compression Union

Part #	Item	Qt
625-102	1/8	5
625-103	5/32	5
625-104	3/16	5
625-106	1/4	5
625-108	5/16	5
625-110	3/8	5
625-114	1/2	5
625-115	5/8	2
626-116	3/4	2



Split Sleeve

Part #	Item	Qt
625-090	1/8	25
612-093	5/32	25



Brass Fittings

Brass Compression Fittings

Male Connector



Part #	Item	Qt
625-123	1/8T X 1/16P	5
625-124	1/8T X 1/8P	5
625-126	5/32T X 1/8P	5
625-127	5/32 X 1/4P	5
625-128	3/16T X 1/8P	5
625-129	3/16 X 1/4P	5
625-130	1/4T X 1/8P	5
625-131	1/4T X 1/4P	5
625-133	5/16T X 1/8P	5
625-134	5/16T X 1/4P	5
625-136	3/8T X 1/8P	5
625-137	3/8T X 1/4P	5
625-138	3/8T X 3/8P	5
625-139	3/8T X 1/2P	5
625-141	7/16T X 1/4P	5
625-145	1/2T X 1/4P	5
625-146	1/2T X 3/8P	5
625-147	1/2T X 1/2P	5

90* Male Connector



Part #	Item	Qt
625-164	1/8T X 1/8P	5
625-167	5/32 X 1/8P	5
625-168	3/16T X 1/8P	5
625-169	3/16 X 1/4P	5
625-170	1/4T X 1/8P	5
625-171	1/4T X 1/4P	5
625-173	5/16T X 1/8P	5
625-174	5/16T X 1/4P	5
625-176	3/8T X 1/8P	5
625-177	3/8T X 1/4P	5
625-178	3/8T X 3/8P	5
625-179	3/8T X 1/2P	5
625-181	1/2T X 1/4P	5
625-182	1/2T X 3/8P	5
625-183	1/2T X 1/2P	5

Union Tee



Part #	Item	Qt
625-220	1/8	5
625-222	5/32	5
625-224	3/16	5
625-226	1/4	5
625-228	5/16	5
625-230	3/8	5
625-234	1/2	5

Male Branch Tee



Part #	Item	Qt
625-256	3/16T X 1/8P	2
625-260	1/4T X 1/8P	2
625-261	1/4T X 1/4P	2
625-263	5/16T X 1/8P	2
625-264	5/16T X 1/4P	2
625-267	3/8T X 1/4P	2

Female Connector



Part #	Item	Qt
625-315	5/32T X 1/8P	5
625-316	3/16T X 1/8P	5
625-318	3/16T X 1/8P	5
625-324	1/8T X 1/8P	5
625-330	1/4 X 1/4P	5

90* Union



Part #	Item	Qt
625-400	1/4	5
625-401	3/8	5

Brass Fittings

Brass Compression Fittings




Air Shifter Transmission Union

Part #	Item	Qt
631-020	1/8	5
631-024	5/32	5

Air Shifter Transmission Male Conn

Part #	Item	Qt
631-030	1/8T X 1/16P	5
631-034	1/8 X 1/8P	5
631-036	5/32T X 1/16P	5
631-038	5/32T X 1/8P	5



Air Shifter Transmission 90 Male Conn

Part #	Item	Qt
631-050	1/8 X 1/8P	5
631-054	5/32T X 1/8P	5

Nylon Tube Cutter



Part #	Item	Qt
631-000	Cutter	Ea

Part #	Item	Qt
631-005	Cutter	Ea



Part #	Item	Qt
631-001	Blades	Ea

Brass Fittings

Nylon Air Brake Tube

Developed specifically for air brake applications.
Can also be used in a wide range of instrumentation and secondary air systems.



Meets all requirements of SAE J844, DOT standards.

Offers good resistance to butane, coal, gas, gasoline, kerosene, methane, oxygen, propane and turpentine.

Temperature Range: -40°F to +200°F

Construction: Core-Nylon; Braid-Polyamide Fiber

Used with CFIS 631 N.T.A. Fittings,
And CFIS 641 Push-To-Connect Fittings

Part #	Item	Qt
631-104	1/8	100'
631-106	5/32	100'
631-107	3/16	100'
631-108	1/4	100'
631-109	5/16	100'
631-110	3/8	100'
631-112	1/2	100'
631-114	5/8	50'
631-116	3/4	25'

Brass N.T.A. Air Brake Fittings

N.T.A. Nut

Part #	Item	Qt
631-204	1/4	10
631-206	3/8	10
631-208	1/2	10
631-210	5/8	5
631-212	3/4	5



N.T.A. Sleeve

Part #	Item	Qt
631-224	1/4	25
631-226	3/8	25
631-228	1/2	25
631-230	5/8	10
631-232	3/4	5



N.T.A. Insert

Part #	Item	Qt
631-244	1/4	25
631-246	3/8	25
631-248	1/2	25
631-250	5/8	10
631-252	3/4	5



Brass Fittings

Brass N.T.A. Air Brake Fittings

N.T.A. Unions



Part #	Item	Qt
631-274	1/4	5
631-276	3/8	5
631-278	1/2	5
631-280	5/8	2
631-282	3/4	2

N.T.A. Male Connector



Part #	Item	Qt
631-310	1/4T X 1/8P	5
631-312	1/4T X 1/4P	5
631-314	1/4T X 3/8P	5
631-316	3/8T X 1/8P	5
631-318	3/8T X 1/4P	5
631-320	3/8T X 3/8P	5
631-322	3/8T X 1/2P	5
631-324	1/2T X 1/4P	5
631-326	1/2T X 3/8P	5
631-328	1/2T X 1/2P	5
631-330	5/8T X 3/8P	2
631-332	5/8T X 1/2P	2
631-337	3/4T X 1/2P	2
631-338	3/4T X 3/4P	2

N.T.A. 90° Male Connector



Part #	Item	Qt
631-350	1/4T X 1/8P	5
631-352	1/4T X 1/4P	5
631-354	1/4T X 3/8P	5
631-356	3/8T X 1/8P	5
631-358	3/8T X 1/4P	5
631-360	3/8T X 3/8P	5
631-362	3/8T X 1/2P	5
631-364	1/2T X 1/4P	5
631-366	1/2T X 3/8P	5
631-368	1/2T X 1/2P	5
631-370	5/8T X 3/8P	2
631-372	5/8T X 1/2P	2
631-376	3/4T X 1/2P	2
631-378	3/4T X 3/4P	2

N.T.A. 45° Male Connector



Part #	Item	Qt
631-380	1/4T X 1/8P	5
631-382	1/4T X 1/4P	5
631-383	1/4T X 3/8P	5
631-386	3/8T X 1/8P	5
631-388	3/8T X 1/4P	5
631-390	3/8T X 3/8P	5
631-394	1/2T X 1/4P	5
631-396	1/2T X 3/8P	5
631-398	1/2T X 1/2P	5
631-412	5/8T X 1/2P	2
631-416	3/4T X 1/2P	2

N.T.A. Female Connector



Part #	Item	Qt
631-420	1/4T X 1/8P	5
631-422	1/4T X 1/4P	5
631-426	3/8T X 1/8P	5
631-428	3/8T X 1/4P	5
631-430	3/8T X 3/8P	5
631-437	1/2T X 3/8P	5
631-438	1/2T X 1/2P	5

N.T.A. 90° Female Connector



Part #	Item	Qt
631-442	1/4T X 1/4P	5

Brass Fittings

Brass N.T.A. Air Brake Fittings

N.T.A. Male Branch

Part #	Item	Qt
631-450	1/4T X 1/8P	2
631-452	1/4T X 1/4P	2
631-466	3/8T X 1/8P	2
631-468	3/8T X 1/4P	2
631-470	3/8T X 3/8P	2
631-486	1/2T X 3/8P	2
631-488	1/2T X 1/2P	2
631-492	5/8T X 1/2P	2



N.T.A. Male Run Tee

Part #	Item	Qt
631-511	1/4T X 1/8P	2
631-512	1/4T X 1/4P	2
631-518	3/8T X 1/4P	2
631-520	3/8T X 3/8P	2
631-526	1/2T X 3/8P	2
631-528	1/2T X 1/2P	2



N.T.A. Union Tee

Part #	Item	Qt
631-544	1/4	2
631-546	3/8	2
631-548	1/2	2
631-550	5/8	2
631-552	3/4	2



N.T.A. Union Elbow

Part #	Item	Qt
631-564	1/4	5
631-566	3/8	5
631-568	1/2	2
631-569	5/8	2
631-570	3/4	Ea



Copper Long Nut

Part #	Item	Qt
627-204	1/4	5
627-206	3/8	5
627-208	1/2	5



N.T.A. Bulkhead Union

Part #	Item	Qt
631-584	1/4	5
631-586	3/8	2
631-588	1/2	2



Copper Sleeve

Part #	Item	Qt
627-224	1/4	10
627-226	3/8	10
627-228	1/2	10



Copper Unions

Part #	Item	Qt
627-274	1/4	10
627-276	3/8	10
627-278	1/2	10



Brass Fittings

Brass Push-To-Connect. Air Fittings



Unions

Part #	Item	Qt
641-102	1/8T	5
641-104	5/32T	5
641-106	5/32T (DOT)	5
641-108	3/16T (DOT)	5



Male Connector

Part #	Item	Qt
641-112	1/8T X 1/16P	5
641-116	1/8T X 1/8P	5
641-119	5/32T X 1/16P (DOT)	5
641-120	5/32T X 1/8P (DOT)	5
641-126	5/32T X 10-32	5
641-128	3/16T X 1/16P (DOT)	5
641-129	3/16T X 1/8P (DOT)	5
641-130	3/16T X 1/4P (DOT)	5



90° Union Elbow

Part #	Item	Qt
641-145	1/8T	5
641-146	5/32T	5



90° Male Connector



Union Tee

Part #	Item	Qt
641-152	1/8T	5
641-156	5/32T	5

Part #	Item	Qt
641-132	1/8T X 1/8P	5
641-138	5/32 X 1/16P	5
641-140	5/32T X 1/8P	5
641-141	5/32T X 1/4P	5
641-142	3/16T X 1/16P (DOT)	5
641-143	3/16T X 1/8P (DOT)	5

Male Branch Tee Swivel

Part #	Item	Qt
641-160	1/8T X 1/8P	5
641-164	5/32T X 1/8P	5



Brass Fittings

Brass Push-To-Connect. Air Fittings

Unions



Part #	Item	Qt
641-204	1/4T	5
641-206	3/8T	5
641-208	1/2T	5
641-210	5/8T	2
641-212	3/4T	2



Male Connector

Part #	Item	Qt
641-222	1/4T X 1/16P	5
641-224	1/4T X 1/8P	5
641-228	1/4T X 1/4P	5
641-229	1/4T X 3/8P	5
641-233	3/8T X 1/8P	5
641-234	3/8T X 1/4P	5
641-236	3/8T X 3/8P	5
641-244	1/2T X 1/4P	5
641-246	1/2T X 3/8P	5
641-248	1/2T X 1/2P	5
641-249	5/8T X 3/8P	2
641-250	5/8T X 1/2P	2
641-254	3/4T X 1/2P	2

90° Male Connector



Part #	Item	Qt
641-262	1/4T X 1/8P	5
641-264	1/4T X 1/4P	5
641-265	1/4T X 3/8P	5
641-273	3/8T X 1/8P	5
641-274	3/8T X 1/4P	5
641-276	3/8T X 3/8P	5
641-278	3/8T X 1/2P	5
641-285	1/2T X 1/4P	2
641-286	1/2T X 3/8P	2
641-287	1/2T X 1/2P	2
641-288	5/8T X 3/8P	2
641-289	5/8T X 1/2P	2



45° Male Connector

Part #	Item	Qt
641-344	1/4T X 1/8P	5
641-345	1/4T X 1/4P	5
641-349	3/8T X 1/8P	2
641-350	3/8T X 1/4P	2
641-351	3/8T X 3/8P	2
641-355	1/2T X 1/4P	2
641-356	1/2T X 3/8P	2
641-358	1/2 X 1/2P	2
641-364	5/8T X 3/8P	2
641-365	5/8T X 1/2P	2

Union Tee



Part #	Item	Qt
641-292	1/4T	5
641-294	3/8T	5
641-296	1/2T	2

Brass Fittings

Brass Push-To-Connect. Air Fittings



Male Branch Tee

Part #	Item	Qt
641-322	1/4T X 1/8P	5
641-323	1/4T X 1/4P	5
641-324	1/4T X 3/8P	5
641-325A	3/8T X 1/8P	2
641-325	3/8T X 1/4P	2
641-326	3/8T X 3/8P	2
641-328	1/2T X 3/8P	2
641-329	1/2T X 1/2P	2



Male Run Branch Tee

Part #	Item	Qt
641-300	1/4T X 1/8P	5
641-302	1/4T X 1/4P	5
641-304	3/8T X 1/4P	5
641-306	3/8T X 3/8P	5
641-308	1/2T X 3/8P	5
641-309	1/2T X 1/2P	5



Female Connector

Part #	Item	Qt
641-369	1/4T X 1/8P	2
641-370	1/4T X 1/4P	2
641-372	3/8T X 1/4P	2
641-373	3/8T X 3/8P	2
641-375	1/2T X 3/8P	2
641-376	1/2T X 1/2P	2



Union Elbows

Part #	Item	Qt
641-330	1/4T	2
641-332	3/8T	2
641-334	1/2T	2



Female Connector Elbow

Part #	Item	Qt
641-379	1/4T X 1/8P	2
641-380	1/4T X 1/4P	2
641-382	3/8T X 1/4P	2
641-383	3/8T X 3/8P	2



Reducing Union

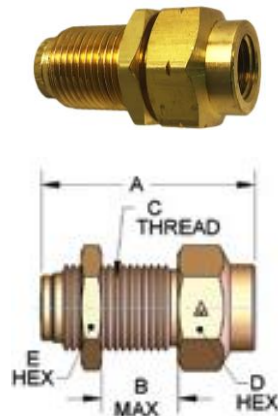
Part #	Item	Qt
641-385	3/8T X 3/8T X 1/4T	2
641-387	3/8T X 3/8T X 5/32T	2

Brass Fittings

Brass Push-To-Connect. Air Fittings

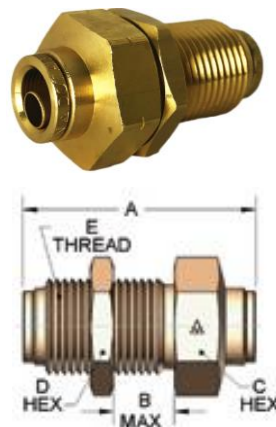
AQ86-DOT Bulkhead Connector PACKED 2 EA

Part Number	Tube O.D.	Female Pipe	A	B	C	D	E
641-410	1/4	1/8	1.32	0.64	1/2-20	11/16	11/16
641-412	1/4	1/4	1.56	0.64	1/2-20	11/16	11/16
641-414	3/8	1/4	1.87	1.00	3/4-16	15/16	15/16
641-416	3/8	3/8	1.87	1.00	3/4-16	15/16	15/16
641-418	1/2	3/8	2.04	1.00	15/16-16	1-1/8	1 3/8



AQ82-DOT Bulkhead Union PACKED 2 EA

Part Number	Tube O.D. 1	A	B	C	D	E
641-454	1/4	1.90	1.00	11/16	11/16	1/2-20
641-458	3/8	1.85	1.00	15/16	15/16	3/4-16
641-472	1/2	2.05	1.82	15/16	1-1/8	15/16-16
641-474	5/8	2.05	0.94	1-1/4	1-3/8	1/14



AQ83-DOT Bulkhead Connector PACKED 2 EA

Part Number	Tube O.D.	Female Pipe	A	B	C	D
641-484	3/8	1/2	1.99	1-14	1-3/8	1-14
641-486	1/2	1/2	1.99	1-14	1-3/8	1-14



Plugs

Part #	Item	Qt
641-024	1/4T	10
641-026	3/8T	10
641-028	1/2T	10
641-030	5/8T	5
641-032	3/4T	5

Prestolok Composite Plug is a compact one-piece push-to-connect instant fitting designed for low pressure circuits where assembly, disassembly and reassembly is important. Stainless steel grab ring grips the tubing to provide retention.

TO BE USED TO PLUG OFF AN END OF THE FITTING, NOT THE TUBE



Brass Fittings

Brass. Air Brake Fittings

Air Brake Hose

Applications: Rubber air brake hose is for use in truck and trailer air brake systems. It is certified to meet S.A.E. J1402 and D.O.T. F.M.V.S.S. 106 requirements. This air brake hose features a synthetic rubber tube and cover designed for low temperatures. It is oil-resistant and reinforced with spiral polyester cord for high performance strength.




Rubber Air Brake Hose

Part #	Pipe	Qt
655-800	3/8	50'
655-801	1/2	50'

AIR BRAKE HOSE MENDER KIT (4120R) Applications: Designed for use with Type A, AI & All 3/8 I.D. SAE J1402 Air Brake Hose, this kit includes two quick connect hose couplers to make fast temporary air brake hose repairs.

Air Brake Repair Kits

Part #	Hose	Pipe	Qt
655-802	3/8	3/8	Ea
655-803	3/8	1/2	Ea
655-806	1/2	3/8	Ea



Glad Hands

Part #	Hose	Type	Qt
655-810	3/8 Red	Straight	Ea
655-812	3/8 Blue		Ea
655-816	3/8 Red	37*	Ea
655-818	3/8 Blue		Ea



Glad Hand Seal

Part #	Hose	Type	Qt
655-820	3/8	Black	10
655-822	3/8	Blue	10
655-823	3/8	Red	10

Brass Fittings

Brass. Air Brake Fittings

Air Brake Nuts

Part #	Hose	Qt
655-830	3/8	5
655-831	1/2	5



Air Brake Nuts With Spring

Part #	Hose	Qt
655-833	3/8	2
655-834	1/2	2



Air Brake Sleeve

Part #	Hose	Qt
655-839	3/8	10
655-840	1/2	5




Air Brake Connectors

Part #	Hose	Pipe	Qt
655-841	3/8	1/4P	5
655-842	3/8	3/8P	5
655-843	3/8	1/2P	5
655-854	1/2	3/8P	5
655-855	1/2	1/2P	5



Air Brake Unions

Part #	Hose	Qt
655-875	3/8	2
655-878	1/2	2



Coupler Bodies


Part #	Hose	Pipe	Qt
655-860	3/8	1/4P	2
655-862	3/8	3/8P	2
655-864	3/8	1/2P	2
655-866	1/2	3/8P	2
655-868	1/2	1/2P	2

Air Brake Connectors

Part #	Hose	Pipe	Qt
655-912	3/8	1/4P	2
655-914	3/8	3/8P	2
655-916	3/8	1/2P	2
655-918	1/2	3/8P	2
655-920	1/2	1/2P	2



Brass Fittings



Swivel Coupler Assembly

Part #	Hose	Pipe	Qt
655-950	3/8	1/4P	2
655-952	3/8	3/8P	2
655-954	3/8	1/2P	2
655-956	1/2	3/8P	2



Air Brake Adapters

Part #	Hose	Pipe	Qt
655-970	3/8	1/4	5
655-972	3/8	3/8	5
655-974	3/8	1/2	5
655-976	1/2	3/8	5
655-978	1/2	1/2	5

Air Brake Hose Spacers

Separate and protect brake hoses from tangling and abrasion.

High quality material for added low temperature, impact, and ultra-violet resistance.

Versatile design for diverse applications.

Part #	Pipe	Qt
655-990	3/8	10
655-994	1/2	10







Brass Fittings

Brass. Air Brake Fittings

CRIMPED AIR BRAKE ASSEMBLIES DOT (HAB-6
HAB-8) Applications: D.O.T. Listed, 225 P.S.I. Working
°C to +93°C



Crimped Air Brake Assembled Hose

Part #	Item	Ref #	Length	Qt
656-300			18"	Ea
665-302			20"	Ea
656-304			24"	Ea
656-306			26"	Ea
656-308			28"	Ea
665-310			30"	Ea
656-312			32"	Ea
656-314			36"	Ea
656-316			40"	Ea
665-318			42"	Ea
656-320			48"	Ea
656-322			60"	Ea
656-324			72"	Ea
665-326			108"	Ea
656-328			18"	Ea
665-330			20"	Ea
656-332			24"	Ea
656-334			26"	Ea
656-336			28"	Ea
665-338			30"	Ea
656-340			32"	Ea
656-342			34"	Ea
656-344			36"	Ea
665-346			42"	Ea
656-348			48"	Ea
656-350			54"	Ea
656-352			60"	Ea
665-354			72"	Ea
656-356	96"	Ea		

Brass Fittings

Brass. Air Brake Fittings

CRIMPED AIR BRAKE ASSEMBLIES DOT (HAB-6 HAB-8) Applications: D.O.T. Listed, 225 P.S.I. Working Pressure, -40°F to +200°F, -40°C to +93°C



Crimped Air Brake Assembled Hose

Part #	Item	Ref #	Length	Qt
656-375	3/8 Male Pipe Swivel	3/8 Male Pipe Swivel	36"	Ea
656-415	1/2 Male Pipe Swivel	1/2 Male Pipe Swivel	36"	Ea
656-435	3/8 Female Swivel Flare	3/8 Female Swivel Flare	18"	Ea
656-455 656-461	1/2 Female Swivel Flare	1/2 Female Swivel Flare	18" 24"	Ea Ea

Brass Fittings

Brass. Air Brake Fittings Assortments



Part # 656-220 3/8" Air Brake Assembly Kit

Part #	Item	Ref #	Length	Qt
656-300	3/8	3/8p	18"	2
665-302	Male	Male	20"	2
656-304	Pipe	Pipe	24"	2
656-306	Swivel	Rigid	26"	2
656-308			28"	2
665-310			30"	2
656-314			36"	2
656-316			40"	2
665-318			42"	2
656-320			48"	2

Part # 656-224 1/2" Air Brake Assembly Kit

Part #	Item	Ref #	Length	Qt
656-328	1/2	3/8	18"	2
665-330	Male	Male	20"	2
656-332	Pipe	Pipe	24"	2
656-334	Swivel	Rigid	26"	2
656-336			28"	2
665-338			30"	2
656-344			36"	2
665-346			42"	2
656-348			48"	2

Part # 656-200



Brass Fittings

Brass. Valves Fittings

Ball Valves

Part #	Pipe	Qt
671-517	1/8	Ea
671-518	1/4	Ea
671-519	3/8	Ea
671-520	1/2	Ea
671-521	3/4	Ea
671-522	1	Ea
671-600	1-1/4	Ea
671-601	1-1/2	Ea
671-605	2"	Ea



Stainless Ball Valves

Part #	Pipe	Qt
671-720	1/2	Ea
671-724	3/4	Ea
671-726	1	Ea



Water Valves

Part #	Pipe	Qt
675-135	1/2	Ea



Boiler Drain Valves

Part #	Pipe	Qt
675-104	1/2	Ea
675-106	3/4	Ea



Water Valves

Part #	Pipe	Qt
675-184	3/8P X 3/8P	Ea
675-185	1/2P X 1/2P	Ea



Water Valves

Part #	Hose - Pipe	Qt
675-165	3/8H X 3/8P	Ea
675-170	5/8H X 3/8P	Ea
675-175	5/8H X 1/2P	Ea
675-179	3/4H X 3/8P	Ea
675-180	3/4H X 1/2P	Ea



Water Valves

Part #	Pipe	Qt
675-190	5/8T X 1/2P	Ea



Brass Fittings

Brass. Valves Fittings

Ext Seal Drain Cock

Part #	Pipe	Qt
675-202	1/8	5
675-203	1/4	5
675-204	3/8	5




Shut-Off Cock

Part #	Pipe	Qt
675-211	1/8	5
675-212	1/4	5
675-213	3/8	2




Ground Plug Shut-Off

Part #	Pipe	Qt
675-222	1/8	5
675-223	1/4	5
675-224	3/8	5



Drain Cock

Part #	Pipe	Qt
675-214	1/8	5



30 lb Drain Cock

Part #	Pipe	Qt
675-225	1/8	5
675-226	1/4	5
675-227	3/8	5



Drain Cock

Part #	Barb	Pipe	Qt
675-320	1/8	1/8	2
675-322	1/4	1/4	2



120 lb Drain Cock

Part #	Pipe	Qt
675-250	1/4	Ea

Tank Valves

Part #	Pipe	Qt
675-300	1/8	5
675-301	1/4	5



Corded Tank Valve

Part #	Pipe	Qt
675-489	1/4	Ea



Brass Fittings

Brass SAE Fittings

SAE 45* Plugs

Part #	Pipe	Qt
681-004	1/4	5
681-005	5/16	5
681-006	3/8	5
681-008	1/2	5
681-010	5/8	2
681-012	3/4	2



SAE 45* Union

Part #	Pipe	Qt
681-102	1/8	5
681-103	3/16	5
681-104	1/4	5
681-105	5/16	5
681-106	3/8	5
681-108	1/2	2
681-110	5/8	2
681-112	3/4	2



SAE 45* Caps

Part #	Pipe	Qt
681-023	3/16	5
681-024	1/4	5
681-025	5/16	5
681-026	3/8	5
681-028	1/2	5
681-030	5/8	2
681-032	3/4	2



SAE 45* Male Connector

Part #	Tube	Pipe	Qt
681-120	3/16	1/8	5
681-126	1/4	1/8	5
681-127	1/4	1/4	5
681-131	5/16	1/8	5
681-132	5/16	1/4	5
681-135	3/8	1/8	5
681-136	3/8	1/4	5
681-137	3/8	3/8	5
681-138	3/8	1/2	5
681-141	1/2	1/4	5
681-142	1/2	3/8	5
681-143	1/2	1/2	5
681-147	5/8	3/8	2
681-148	5/8	1/2	2
681-151	3/4	1/2	2
681-152	3/4	3/4	2



SAE 45* Male Connector

Part #	Tube	Pipe	Qt
681-164	3/16	1/8	5
681-166	1/4	1/8	5
681-167	1/4	1/4	5
681-171	5/16	1/8	5
681-173	5/16	1/4	5
681-175	3/8	1/8	5
681-176	3/8	1/4	5
681-177	3/8	3/8	5
681-178	3/8	1/2	5
681-181	1/2	1/4	5
681-182	1/2	3/8	5
681-183	1/2	1/2	5
681-187	5/8	3/8	2
681-188	5/8	1/2	2
681-192	3/4	1/2	2
681-193	3/4	3/4	2



Brass Fittings

Brass SAE Fittings




SAE 45* Male Connector

Part #	Tube	Pipe	Qt
681-206	1/4	1/8	5
681-207	1/4	1/4	5
681-212	5/16	1/8	5
681-213	5/16	1/4	5
681-216	3/8	1/4	5
681-217	3/8	3/8	5
681-222	1/2	3/8	5
681-223	1/2	1/2	5
681-227	5/8	3/8	2
681-228	5/8	1/2	2
681-232	3/4	1/2	2



SAE 45* 90* Union

Part #	Pipe	Qt
681-262	1/4	5
681-264	5/16	5
681-266	3/8	5
681-268	1/2	2



SAE 45* Connector

Part #	Tube	Pipe	Qt
681-282	1/4	3/8	5
681-286	5/16	1/4	5



JIC 37* Male Connector

Part #	Tube	Pipe	Qt
681-550	3/8	1/4	5
681-552	3/8	3/8	5



JIC 37* Male Connector

Part #	Tube	Pipe	Qt
681-570	3/8	1/4	5
681-572	3/8	3/8	5

Service Plugs are designed to plug hoses, rigid pipes, valves and ports to avoid oils and chemicals from contaminating the environment, preserve costly oils inside systems during maintenance and protect machine channels from dust, corrosion, water and paint. Yellow service plugs can help prevent spills drips and leaks.

NOT FOR USE ON PRESSURIZED LINES.



10 Piece Kit

Part #	Qt
690-024	Kit

Brass Fittings

Cap Plugs



Tapered Polyethylene Plastic Plug Caps are inexpensive **dual function closures** which can be used as either a plug or a cap. These tapered polyethylene plug caps are made from **tough but flexible** polyethylene to form a secure fit, yet easily removed

Part #	Item	Qt
690-112	1	25
690-116	2	25
690-120	2X	25
690-124	3	25
690-128	3X	25
690-132	4	25
690-136	4X	25
690-140	5	25
690-144	6	25
690-148	6X	25
690-152	7	25
690-154	7X	25
690-156	8	25
690-160	8X	25
690-164	9	25
690-168	9X	25

Part #	Item	Qt
690-172	10	25
690-176	11	25
690-180	11X	10
690-184	12X	10
690-188	13	10
690-192	13X	10
690-196	14	10
690-200	14X	5
690-204	15X	5
690-208	16	5
690-212	17	5
690-216	17-S	5
690-220	18X	5
690-224	19	5
690-228	20	5
690-232	20-S	5

HOSE GUARDS

Hose Protector

Part #	Item	Qt
690-524	#4 Hose	Ea
690-526	#6 Hose	Ea
690-528	#8 Hose	Ea
690-530	#10 Hose	Ea
690-532	#12Hose	Ea



Brass Fittings

NYLON SLEEVE HOSE PROTECTOR

Nylon Sleeve Hose Protector, Reduces abrasions, increases hose life.
Protects against UV, physical abrasion and deterioration.
Meets ISO 6945 abrasion standard MSHA approved Color-Black

Part #	Sleeve I.D.	Qt
690-720	.68	Ft
690-722	.91	Ft
690-724	1.06	Ft
690-726	1.22	Ft
690-728	1.42	Ft
690-730	1.85	Ft
690-732	2.17	Ft



Special order min 50'

SPIRAL HOSE GUARD WRAP

Designed for use with Hydraulic hose, Air Brake Hose and Tubing, Propane / Natural Gas hose and electrical wire bundles.
Tough and flaxable spiral wrap is available in custom lengths up to 164 ft

Part #	Sleeve I.D.	Wall Width	Qt
690-750	0.38	0.05	Ft
690-752	0.53	0.05	Ft
690-754	0.63	0.08	Ft
690-756	0.81	0.09	Ft
690-758	1.06	0.10	Ft
690-760	1.36	0.11	Ft
690-762	1.69	0.14	Ft
690-764	2.19	0.15	Ft
690-766	2.61	0.17	Ft
690-768	3.16	0.19	Ft
690-770	3.90	0.22	Ft
690-772	4.46	0.23	Ft



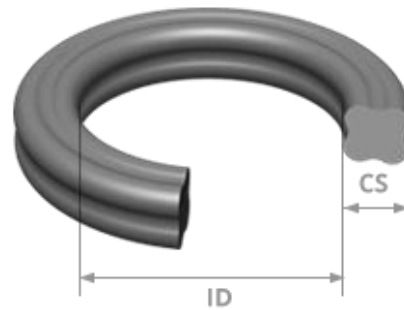
Special order min 50'

Part #	Item	Qt
A-HG-150	1-1/2"	50'

Quad O-Rings

- SUPERIOR SEALING - The four lobed design provides twice the sealing area with two sealing surfaces, and gives a positive seal with less friction.
- LONGER SEAL LIFE - Twice the sealing surface means less squeeze for an effective seal. Result: less friction & longer life.
- INCREASED RELIABILITY - Molding parting lines are between the lobes, away from the sealing surface, eliminating the problem of leakage resulting from parting line surface irregularities (standard o-ring lines are on the sealing face).
- INCREASED STABILITY - The four lobed design creates a more stable seal and avoids spiral twisting, wear and leakage.

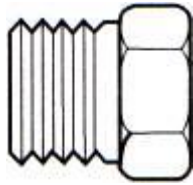
Part #	Dash #	ID	Od	W	
198-506	-006	1/8	1/4	1/16	10
198-507	-007	5/32	9/32	1/16	10
198-508	-008	3/16	5/16	1/16	10
198-509	-009	7/32	11/32	1/16	10
198-510	-010	1/4	3/8	1/16	10
198-511	-011	5/16	7/16	1/16	10
198-512	-012	3/8	1/2	1/16	10
198-610	-110	3/8	9/16	3/32	10
198-611	-111	7/16	5/8	3/32	10
198-612	-112	1/2	11/16	3/32	10
198-613	-113	9/16	3/4	3/32	10
198-614	-114	5/8	13/16	3/32	10
198-615	-115	11/16	7/8	3/32	10
198-616	-116	3/4	15/16	3/32	10
198-648	-210	3/4	1	1/8	10
198-650	-211	13/16	1-1/16	1/8	10
198-652	-212	7/8	1-1/8	1/8	10
198-654	-213	15/16	1-3/16	1/8	10
198-656	-214	1	1-1/4	1/8	10
198-658	-215	1-1/16	1-5/16	1/8	10
198-660	-216	1-1/8	1-3/8	1/8	10
198-662	-217	1-3/16	1-7/16	1/8	5
198-664	-218	1-1/4	1-1/2	1/8	5
198-666	-219	1-5/16	1-9/16	1/8	5
198-668	-220	1-3/8	1-5/8	1/8	5
198-670	-221	1-7/16	1-11/16	1/8	5
198-672	-222	1-1/2	1-3/4	1/8	5
198-750	-325	1-1/2	1-7/8	3/16	5
198-752	-326	1-5/8	2	3/16	5
198-754	-327	1-3/4	2-1/8	3/16	5



Part #	Item
0198-85	ASST

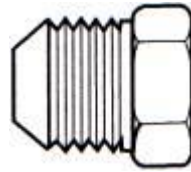
Steel Hydraulic Fittings

Guides



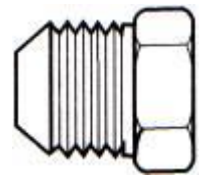
PIPE THREAD

DASH	PIPE
01	1/16
02	1/8
04	1/4
06	3/8
08	1/2
12	3/4
16	1
20	1-1/4
24	1-1/2
32	2



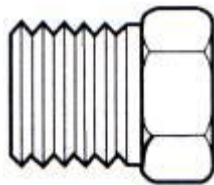
37* JIC

DASH	SIZE
02	1/8
03	3/16
04	1/4
05	5/16
06	3/8
08	1/2
10	5/8
12	3/4
14	7/8
16	1
20	1-1/4
24	1-1/2
32	2



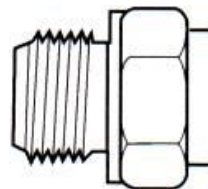
45* SAE

DASH	SIZE
02	1/8
03	3/16
04	1/4
05	5/16
06	3/8
08	1/2
10	5/8
12	3/4
14	7/8
16	1
20	1-1/4
24	1-1/2
32	2



O-RING BOSS

DASH	SIZE
02	5/16-24
03	3/8-24
04	7/16-20
05	1/2-20
06	9/16-18
08	3/4-16
10	7/8-14
12	1-1/16-12
14	1-3/16-12
16	1-5/16-12
20	1-5/8-12
24	1-7/8-12
32	2-1/2-12



O-RING FACE SEAL

DASH	SIZE
04	9/16-18
06	11/16-16
08	13/16-16
10	1-14
12	1-3/16-12
16	1-7/16-12
20	1-11/16-12
24	2-12

Steel Hydraulic Fittings

Hydraulic Adapters

Pipe Thread Guide

01	1/16	04	1/4	08	1/2	16	1"	24	1-1/2
02	1/8	06	3/8	12	3/4	20	1-1/4	32	2"

Male Pipe / Female Pipe Swivel Nut

Part #	Male Pipe	Female Pipe	Qt
A-1404-02-02	1/8	1/8	3
A-1404-02-04	1/8	1/4	3
A-1404-04-02	1/4	1/8	3
A-1404-04-04	1/4	1/4	3
A-1404-04-06	1/4	3/8	3
A-1404-06-04	3/8	1/4	3
A-1404-06-06	3/8	3/8	3
A-1404-06-08	3/8	1/2	3
A-1404-08-04	1/2	1/4	3
A-1404-08-06	1/2	3/8	3
A-1404-08-08	1/2	1/2	2
A-1404-08-12	1/2	3/4	2
A-1404-12-08	3/4	1/2	2
A-1404-12-12	3/4	3/4	2
A-1402-12-16	3/4	3/4	2
A-1404-16-12	1	1	2
A-1404-16-16	1	1	2
A-1404-20-16	1-1/4	1-1/4	2
A-1404-20-20	1-1/4	1-1/4	2



Female Pipe / Female Pipe Swivel Nut

Part #	Female Pipe	Female Pipe	Qt
A-1405-02-02	1/8	1/8	3
A-1405-02-04	1/8	1/4	3
A-1405-04-02	1/4	1/8	3
A-1405-04-04	1/4	1/4	3
A-1405-04-06	1/4	3/8	3
A-1405-06-04	3/8	1/4	3
A-1405-06-06	3/8	3/8	3
A-1405-06-08	3/8	1/2	3
A-1405-08-06	1/2	3/8	3
A-1405-08-08	1/2	1/2	3
A-1405-08-12	1/2	3/4	2
A-1405-12-08	3/4	1/2	2
A-1405-12-12	3/4	3/4	2



Steel Hydraulic Fittings

Hydraulic Adapters

Pipe Thread Guide

01	1/16	04	1/4	08	1/2	16	1"	24	1-1/2
02	1/8	06	3/8	12	3/4	20	1-1/4	32	2"

Male Pipe / Female Pipe Swivel Nut 90*

Part #	Male Pipe	Female Pipe	Qt
A-1501-02-02	1/8	1/8	3
A-1502-02-04	1/8	1/4	3
A-1501-04-02	1/4	1/8	3
A-1501-04-04	1/4	1/4	3
A-1501-04-06	1/4	3/8	3
A-1501-06-04	3/8	1/4	3
A-1501-06-06	3/8	3/8	3
A-1501-06-08	3/8	1/2	3
A-1501-08-06	1/2	3/8	3
A-1501-08-08	1/2	1/2	3
A-1501-08-12	1/2	3/4	2
A-1501-12-08	3/4	1/2	2
A-1501-12-12	3/4	3/4	2
A-1501-12-16	3/4	1	2
A-1501-16-12	1	3/4	2
A-1501-16-16	1	1	2



Male Pipe / Female Pipe Swivel Nut 45*

Part #	Male Pipe	Female Pipe	Qt
A-1503-02-02	1/8	1/8	3
A-1503-02-04	1/8	1/4	3
A-1503-04-02	1/4	1/8	3
A-1503-04-04	1/4	1/4	3
A-1503-04-06	1/4	3/8	3
A-1503-06-04	3/8	1/4	3
A-1503-06-06	3/8	3/8	3
A-1503-06-08	3/8	1/2	3
A-1503-08-06	1/2	3/8	3
A-1503-08-08	1/2	1/2	3
A-1503-08-12	1/2	3/4	2
A-1503-12-12	3/4	3/4	2
A-1503-16-16	1	1	2



Steel Hydraulic Fittings

Hydraulic Adapters

Pipe Thread Guide

01 02	1/16 1/8	04 06	1/4 3/8	08 12	1/2 3/4	16 20	1" 1-1/4	24 32	1-1/2 2"
----------	-------------	----------	------------	----------	------------	----------	-------------	----------	-------------

Female Pipe / Female Pipe Swivel Nut 45*

Part #	Female Pipe	Female Sae 45*	Qt
A-1504-02-02	1/8	1/8	3
A-1504-04-04	1/4	1/4	3
A-1504-06-06	3/8	3/8	3
A-1504-08-08	1/2	1/2	3
A-1504-12-12	3/4	3/4	2



JIC 37* Tube Union

Part #	Male JIC	Male JIC	Qt
A-2403-02-02	1/8	1/8	3
A-2403-03-03	3/16	3/16	3
A-2403-04-04	1/4	1/4	3
A-2403-05-05	5/16	5/16	3
A-2403-06-04	3/8	1/4	3
A-2403-06-05	3/8	5/16	3
A-2403-06-06	3/8	3/8	3
A-2403-08-04	1/2	1/4	3
A-2403-08-06	1/2	3/8	3
A-2403-08-08	1/2	1/2	3
A-2403-10-08	5/8	1/2	3
A-2403-10-10	5/8	5/8	3
A-2403-12-10	3/4	5/8	2
A-2403-12-12	3/4	3/4	2
A-2403-14-14	7/8	7/8	2
A-2403-16-12	1	3/4	2
A-2403-16-16	1	1	2
A-2403-20-20	1-1/4	1-1/4	2



Steel Hydraulic Fittings

Hydraulic Adapters

Pipe Thread Guide

01	1/16	04	1/4	08	1/2	16	1"	24	1-1/2
02	1/8	06	3/8	12	3/4	20	1-1/4	32	2"

Male JIC 37* / Male Pipe Connector

Part #	Male JIC	Male Pipe	Qt
A-2404-04-02	1/4	1/8	3
A-2404-04-04	1/4	1/4	3
A-2404-04-06	1/4	3/8	3
A-2404-05-04	5/16	1/4	3
A-2404-06-04	3/8	1/4	3
A-2404-06-06	3/8	3/8	3
A-2404-06-08	3/8	1/2	3
A-2404-08-04	1/2	1/4	3
A-2404-08-06	1/2	3/8	3
A-2404-08-08	1/2	1/2	3
A-2404-08-12	1/2	3/4	2
A-2404-10-06	5/8	3/8	3
A-2404-10-08	5/8	1/2	3
A-2404-10-12	5/8	3/4	2
A-2404-12-08	3/4	1/2	2
A-2404-12-12	3/4	3/4	2
A-2404-12-16	3/4	1	2
A-2404-14-12	7/8	3/4	2
A-2404-16-12	1	3/4	2
A-2404-16-16	1	1	2
A-2404-20-16	1-1/4	1	2
A-2404-20-20	1-1/4	1-1/4	2
A-2404-24-24	1-1/2	1-1/2	2



Steel Hydraulic Fittings


Hydraulic Adapters

Pipe Thread Guide

01	1/16	04	1/4	08	1/2	16	1"	24	1-1/2
02	1/8	06	3/8	12	3/4	20	1-1/4	32	2"


Male JIC 37* / Female Pipe Connector

Part #	Male JIC	Female Pipe	Qt
A-2405-04-02	1/4	1/8	3
A-2405-04-04	1/4	1/4	3
A-2505-04-06	1/4	3/8	3
A-2505-06-04	3/8	1/4	3
A-2405-06-06	3/8	3/8	3
A-2405-06-08	3/8	1/2	3
A-2405-08-06	1/2	3/8	3
A-2405-08-08	1/2	1/2	3
A-2405-08-12	1/2	3/4	2
A-2405-10-08	5/8	1/2	3
A-2405-12-08	3/4	1/2	2
A-2405-12-12	3/4	3/4	2



Female JIC 37* / Male JIC Reducer

Part #	Female JIC	Male JIC	Qt
A-2406-04-06	1/4	3/8	3
A-2406-06-04	3/8	1/4	3
A-2406-06-06	3/8	3/8	3
A-2406-06-08	3/8	1/2	3
A-2406-08-06	1/2	3/8	3
A-2406-08-10	1/2	5/8	3
A-2406-10-06	5/8	3/8	3
A-2406-10-08	5/8	1/2	3
A-2406-12-08	3/4	1/2	2
A-2406-12-10	3/4	5/8	2
A-2406-14-10	7/8	5/8	2
A-2406-14-12	7/8	3/4	2



Steel Hydraulic Fittings

Hydraulic Adapters

Pipe Thread Guide

01	1/16	04	1/4	08	1/2	16	1"	24	1-1/2
02	1/8	06	3/8	12	3/4	20	1-1/4	32	2"

Male JIC 37* Plug

Part #	Male JIC	Qt
A-2408-04	1/4	4
A-2408-05	5/16	4
A-2408-06	3/8	4
A-2408-08	1/2	3
A-2408-10	5/8	3
A-2408-12	3/4	2
A-2408-14	7/8	2
A-2408-16	1	2
A-2408-20	1-1/4	2



JIC 37* 90* Union Elbow

Part #	Male JIC	Male JIC	Qt
A-2500-04-04	1/4	1/4	3
A-2500-06-06	3/8	3/8	3
A-2500-08-08	1/2	1/2	3
A-2500-10-10	5/8	5/8	3
A-2500-12-12	3/4	3/4	2
A-2500-14-14	7/8	7/8	2



Steel Hydraulic Fittings

Hydraulic Adapters

Pipe Thread Guide

01	1/16	04	1/4	08	1/2	16	1"	24	1-1/2"
02	1/8	06	3/8	12	3/4	20	1-1/4"	32	2"

Male JIC 37* / Male Pipe 90*

Part #	Male JIC	Male Pipe	Qt
A-2501-04-02	1/4	1/8	3
A-2501-04-04	1/4	1/4	3
A-2501-04-06	1/4	3/8	3
A-2501-05-02	5/16	1/8	3
A-2501-05-04	5/16	1/4	3
A-2501-06-02	3/8	1/8	3
A-2501-06-04	3/8	1/4	3
A-2501-06-06	3/8	3/8	3
A-2501-06-08	3/8	1/2	3
A-2501-08-04	1/2	1/4	3
A-2501-08-06	1/2	3/8	3
A-2501-08-08	1/2	1/2	3
A-2501-08-12	1/2	3/4	2
A-2501-10-06	5/8	3/8	3
A-2501-10-08	5/8	1/2	3
A-2501-10-12	5/8	3/4	2
A-2501-10-16	5/8	1	2
A-2501-12-08	3/4	1/2	2
A-2501-12-12	3/4	3/4	2
A-2501-12-16	3/4	1	2
A-2501-12-20	3/4	1-1/4	2
A-2501-14-12	7/8	3/4	2
A-2501-16-12	1	3/4	2
A-2501-16-16	1	1	2
A-2501-16-20	1	1-1/4	2
A-2501-20-12	1-1/4	3/4	2
A-2501-20-16	1-1/4	1	2
A-2501-20-20	1-1/4	1-1/4	2
A-2501-24-24	1-1/2	1-1/2	2



Steel Hydraulic Fittings


Hydraulic Adapters

Pipe Thread Guide

01 02	1/16 1/8	04 06	1/4 3/8	08 12	1/2 3/4	16 20	1" 1-1/4	24 32	1-1/2 2"
----------	-------------	----------	------------	----------	------------	----------	-------------	----------	-------------

Male JIC 37* / Female Pipe 90*

Part #	Male JIC	Female Pipe	Qt
A-2502-04-02	1/4	1/8	3
A-2502-04-04	1/4	1/4	3
A-2502-06-04	3/8	1/4	3
A-2502-06-06	3/8	3/8	3
A-2502-08-06	1/2	3/8	3
A-2502-08-08	1/2	1/2	3
A-2502-10-08	5/8	1/2	3
A-2502-12-08	3/4	1/2	2
A-2502-12-12	3/4	3/4	2
A-2502-16-12	1	3/4	2
A-2502-16-16	1	1	2
A-2502-20-20	1-1/4	1-1/4	2



Male JIC 37* / Male Pipe 45*

Part #	Male JIC	Male Pipe	Qt
A-2503-04-02	1/4	1/8	3
A-2503-04-04	1/4	1/4	3
A-2503-04-06	1/4	3/8	3
A-2503-05-04	5/16	1/4	3
A-2503-06-04	3/8	1/4	3
A-2503-06-06	3/8	3/8	3
A-2503-06-08	3/8	1/2	3
A-2503-08-04	1/2	1/4	3
A-2503-08-06	1/2	3/8	3
A-2503-08-08	1/2	1/2	3
A-2503-08-12	1/2	3/4	2
A-2503-10-08	5/8	1/2	3
A-2503-12-08	3/4	1/2	2
A-2503-12-12	3/4	3/4	2
A-2503-12-16	3/4	1	2
A-2503-16-12	1	3/4	2
A-2503-16-16	1	1	2
A-2503-20-20	1-1/4	1-1/4	2



Steel Hydraulic Fittings

Hydraulic Adapters

Pipe Thread Guide

01	1/16	04	1/4	08	1/2	16	1"	24	1-1/2
02	1/8	06	3/8	12	3/4	20	1-1/4	32	2"


Male JIC 37* / Male JIC 37* Union 45*

Part #	Male JIC	Male JIC	Qt
A-2504-06-06	3/8	3/8	2
A-2504-08-08	1/2	1/2	2
A-2504-10-10	5/8	5/8	2
A-2504-12-12	3/4	3/4	2



Male JIC 37* / Male JIC 37* / Male JIC 37* Union Tee

Part #	Male JIC	Male JIC	Male JIC	Qt
A-2603-04-04-04	1/4	1/4	1/4	2
A-2603-05-05-05	5/16	5/16	5/16	2
A-2603-06-06-06	3/8	3/8	3/8	2
A-2603-08-08-08	1/2	1/2	1/2	2
A-2603-10-10-10	5/8	5/8	5/8	2
A-2603-12-12-12	3/4	3/4	3/4	2



Male JIC 37* Bulkhead Union & Locknuts

Part # W/O Nut	Part # With Nut	Male JIC	Male JIC	Qt
A-2700-04-04	A-2700LN-04-04	1/4	1/4	2
A-2700-05-05	A-2700LN-05-05	5/16	5/16	2
A-2700-06-06	A-2700LN-06-06	3/8	3/8	2
A-2700-08-08	A-2700LN-08-08	1/2	1/2	2
A-2700-10-10	A-2700LN-10-10	5/8	5/8	2
A-2700-12-12	A-2700LN-12-12	3/4	3/4	2
A-2700-16-16	A-2700LN-16-16	7/8	7/8	Ea

Steel Hydraulic Fittings

Hydraulic Adapters

Pipe Thread Guide

01 02	1/16 1/8	04 06	1/4 3/8	08 12	1/2 3/4	16 20	1" 1-1/4	24 32	1-1/2 2"
----------	-------------	----------	------------	----------	------------	----------	-------------	----------	-------------

Male JIC 37* Bulkhead Union & 90*

Part #	Male JIC	Male JIC	Qt
A-2701-04-04	1/4	1/4	2
A-2701-05-05	5/16	5/16	2
A-2701-06-06	3/8	3/8	2
A-2701-08-08	1/2	1/2	2
A-2701-10-10	5/8	5/8	2
A-2701-12-12	3/4	3/4	2
A-2701-14-14	7/8	7/8	2
A-2701-16-16	1	1	2

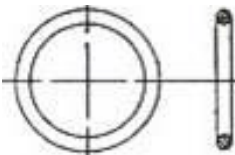


Male JIC 37* Bulkhead Union & 90*

Part #	Male JIC	Male JIC	Qt
A-2702-04-04	1/4	1/4	2
A-2702-05-05	5/16	5/16	2
A-2702-06-06	3/8	3/8	2
A-2702-08-08	1/2	1/2	2
A-2702-10-10	5/8	5/8	2




90 Buna O-Ring Boss O-Rings



Part #	Qt
A-3-904	10
A-3-905	10
A-3-906	10
A-3-908	10
A-3-910	10
A-3-912	10
A-3-914	10
A-3-916	10
A-3-920	10
A-3-924	10
A-3-932	10

JIC 37* Tube Cap



Part #	JIC	Qt
A-304C-02	1/8	4
A-304C-04	1/4	4
A-304C-05	5/16	4
A-304C-06	3/8	4
A-304C-08	1/2	3
A-304C-10	5/8	3
A-304C-12	3/4	2
A-304C-14	7/8	2
A-304C-16	1	2
A-304C-20	1-1/4	2

Steel Hydraulic Fittings

Hydraulic Adapters

Pipe Thread Guide

01 02	1/16 1/8	04 06	1/4 3/8	08 12	1/2 3/4	16 20	1" 1-1/4	24 32	1-1/2 2"
----------	-------------	----------	------------	----------	------------	----------	-------------	----------	-------------

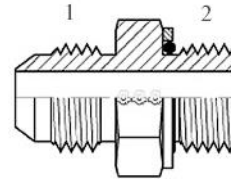
Bulkhead Nuts

Part #	JIC	Qt
A-306C-04	1/4	4
A-306C-05	5/16	4
A-306C-06	3/8	4
A-306C-08	1/2	4
A-306C-10	5/8	4
A-306C-12	3/4	2
A-306C-14	7/8	2
A-306C-16	1	2
A-306C-20	1-1/4	2



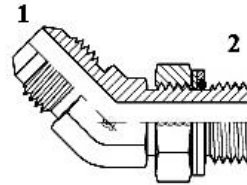
Male JIC 37° Nose x Male BSPP PORT Adapter w/ Washer & O-Ring Seal

Part #	1-Male Jic 37*	2-Male BSPP Port	Qt
A-4002-08-08	1/2	1/2	Ea
A-4002-12-12	3/4	3/4	Ea



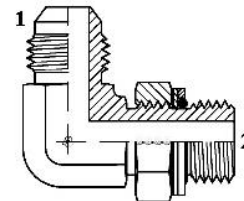
Male JIC 37° Nose by Male BSPP PORT 45° Adjustable Adapter w/ Washer & O-Ring Seal

Part #	1-Male Jic 37*	2-Male BSPP Port	Qt
A-4058-08-08	1/2	1/2	Ea



Male JIC 37° Nose by Male BSPP PORT 90° Adjustable Adapter w/ Washer & O-Ring Seal

Part #	1-Male Jic 37*	2-Male BSPP Port	Qt
A-4059-08-08	1/2	1/2	Ea



Steel Hydraulic Fittings

Hydraulic Adapters

Pipe Thread Guide

01	1/16	04	1/4	08	1/2	16	1"	24	1-1/2
02	1/8	06	3/8	12	3/4	20	1-1/4	32	2"

Female Pipe / Female Pipe Coupler

Part #	Female Pipe	Female Pipe	Qt
A-5000-02-02	1/8	1/8	3
A-5000-04-04	1/4	1/4	3
A-5000-06-04	3/8	1/4	3
A-5000-06-06	3/8	3/8	3
A-5000-08-04	1/2	1/4	3
A-5000-08-06	1/2	3/8	3
A-5000-08-08	1/2	1/2	3
A-5000-12-06	3/4	3/8	2
A-5000-12-08	3/4	1/2	2
A-5000-12-12	3/4	3/4	2
A-5000-16-08	1	3/4	2
A-5000-16-12	1	1/2	2
A-5000-16-16	1	1	2
A-5000-20-20	1-1/4	1-1/4	2
A-5000-24-24	1-1/2	1-1/2	2
A-5000-32-32	1-3/4	1-3/4	2



Male Pipe Hex Nipples

Part #	Male Pipe	Male Pipe	Qt
A-5404-02-02	1/8	1/8	3
A-5404-04-02	1/4	1/8	3
A-5404-04-04	1/4	1/4	3
A-5404-06-04	3/8	1/4	3
A-5404-06-06	3/8	3/8	3
A-5404-08-04	1/2	1/4	3
A-5404-08-06	1/2	3/8	3
A-5404-08-08	1/2	1/2	3
A-5404-12-06	3/4	3/8	2
A-5404-12-08	3/4	1/2	2
A-5404-12-12	3/4	3/4	2
A-5404-16-16	1	1	2
A-5404-20-20	1-1/4	1-1/4	2



Steel Hydraulic Fittings


Hydraulic Adapters

Pipe Thread Guide

01 02	1/16 1/8	04 06	1/4 3/8	08 12	1/2 3/4	16 20	1" 1-1/4	24 32	1-1/2 2"
----------	-------------	----------	------------	----------	------------	----------	-------------	----------	-------------

Male Pipe Female Pipe Adapter

Part #	Male Pipe	Female Pipe	Qt
A-5405-02-02	1/8	1/8	3
A-5405-02-04	1/8	1/4	3
A-5405-04-02	1/4	1/8	3
A-5405-04-04	1/4	1/4	3
A-5405-04-06	1/4	3/8	3
A-5405-06-04	3/8	1/4	3
A-5405-06-06	3/8	3/8	3
A-5405-06-08	3/8	1/2	3
A-5405-08-04	1/2	1/4	3
A-5405-08-06	1/2	3/8	3
A-5405-08-08	1/2	1/2	3
A-5405-12-08	3/4	1/2	2
A-5405-12-12	3/4	3/4	2
A-5405-12-16	3/4	1	2
A-5405-16-12	1	1	2
A-5405-16-16	1	1	2
A-5405-16-20	1	1-1/4	2



Male Pipe / Female Bushing

Part #	Male Pipe	Female Pipe	Qt
A-5406-04-02	1/4	1/8	4
A-5406-06-02	3/8	1/8	4
A-5406-06-04	3/8	1/4	4
A-5406-08-02	1/2	1/8	4
A-5406-08-04	1/2	1/4	4
A-5406-08-06	1/2	3/8	4
A-5406-12-02	3/4	1/8	2
A-5406-12-04	3/4	1/4	2
A-5406-12-06	3/4	3/8	2
A-5406-12-08	3/4	1/2	2
A-5406-16-04	1	1/4	2
A-5406-16-06	1	3/8	2
A-5406-16-08	1	1/2	2
A-5406-16-12	1	3/4	2
A-5406-20-12	1-1/4	3/4	2
A-5406-20-16	1-1/4	1	2
A-5406-24-16	1-1/2	1	2
A-5406-32-20	2	1-1/4	2



Steel Hydraulic Fittings

Hydraulic Adapters

Pipe Thread Guide

01	1/16	04	1/4	08	1/2	16	1"	24	1-1/2"
02	1/8	06	3/8	12	3/4	20	1-1/4"	32	2"

Hex Head Pipe Caps

Part #	Pipe	Qt
A-5406C-02	1/8	4
A-5406C-04	1/4	4
A-5406C-06	3/8	3
A-5406C-08	1/2	2
A-5406C-12	3/4	2



Hex Head Pipe Plugs

Part #	Male Pipe	Qt
A-5406P-01	1/16	4
A-5406P-02	1/8	4
A-5406P-04	1/4	4
A-5406P-06	3/8	4
A-5406P-08	1/2	4
A-5406P-12	3/4	2
A-5406P-16	1	2
A-5406P-20	1-1/4	2
A-5406P-24	1-1/2	2
A-5406P-32	2	2

Female Pipe / Female Pipe Live Swivels

Part #	Female Pipe	Female Pipe	Qt
A-55-10202-04-04	1/4	1/4	Ea
A-55-10202-06-06	3/8	3/8	Ea
A-55-10202-08-08	1/2	1/2	Ea
A-55-10202-12-12	3/4	3/4	Ea
A-55-10202-16-16	1	1	Ea



Male Pipe / Female Pipe Live Swivels

Part #	Female Pipe	Female Pipe	Qt
A-55-S6PF-04-P04	1/4	1/4	Ea
A-55-S6PF-06-P06	3/8	3/8	Ea
A-55-S6PF-08-P08	1/2	1/2	Ea
A-55-S6PF-12-P12	3/4	3/4	Ea
A-55-S6PF-16-P16	1	1	Ea



Steel Hydraulic Fittings

Hydraulic Adapters

Pipe Thread Guide

01	1/16	04	1/4	08	1/2	16	1"	24	1-1/2
02	1/8	06	3/8	12	3/4	20	1-1/4	32	2"

Male Pipe / Male Pipe Elbow 90*

Part #	Male Pipe	Male Pipe	Qt
A-5500-02-02	1/8	1/8	3
A-5500-04-02	1/4	1/8	3
A-5500-04-04	1/4	1/4	3
A-5500-06-04	3/8	1/4	3
A-5500-06-06	3/8	3/8	3
A-5500-08-04	1/2	1/4	3
A-5500-08-06	1/2	3/8	3
A-5500-08-08	1/2	1/2	3
A-5500-12-12	3/4	3/4	2
A-5500-16-16	1	1	2
A-5500-20-20	1-1/4	1-1/4	2
A-5500-24-24	1-1/2	1-1/2	2
A-5500-32-32	2	2	2



Male Pipe / Female Pipe Elbow 90*

Part #	Male Pipe	Female Pipe	Qt
A-5502-02-02	1/8	1/8	3
A-5502-04-02	1/4	1/8	3
A-5502-04-04	1/4	1/4	3
A-5502-06-04	3/8	1/4	3
A-5502-06-06	3/8	3/8	3
A-5502-08-06	1/2	3/8	3
A-5502-08-08	1/2	1/2	3
A-5502-12-08	3/4	1/2	2
A-5502-12-12	3/4	3/4	2
A-5502-16-12	1	3/4	2
A-5502-16-16	1	1	2
A-5502-20-20	1-1/4	1-1/4	2
A-5502-24-24	1-1/2	1-1/2	2
A-5502-32-32	2	2	2



Steel Hydraulic Fittings

Hydraulic Adapters

Pipe Thread Guide

01 02	1/16 1/8	04 06	1/4 3/8	08 12	1/2 3/4	16 20	1" 1-1/4	24 32	1-1/2 2"
----------	-------------	----------	------------	----------	------------	----------	-------------	----------	-------------

Male Pipe / Female Pipe Street Elbow 45*

Part #	Male Pipe	Female Pipe	Qt
A-5503-02-02	1/8	1/8	3
A-5503-04-04	1/4	1/4	3
A-5503-06-06	3/8	3/8	3
A-5503-08-08	1/2	1/2	2
A-5503-12-12	3/4	3/4	2
A-5503-16-16	1	1	2



Female Pipe / Female Pipe Elbow 90*

Part #	Female Pipe	Female Pipe	Qt
A-5504-02-02	1/8	1/8	3
A-5504-04-04	1/4	1/4	3
A-5504-06-06	3/8	3/8	3
A-5504-08-08	1/2	1/2	2
A-5504-12-12	3/4	3/4	2
A-5504-16-16	1	1	2
A-5504-20-20	1-1/4	1-1/4	2



Female Pipe / Female Pipe Elbow 45*

Part #	Female Pipe	Female Pipe	Qt
A-5505-02-02	1/8	1/8	3
A-5505-04-04	1/4	1/4	3
A-5505-06-06	3/8	3/8	3
A-5505-08-08	1/2	1/2	2
A-5505-12-12	3/4	3/4	2
A-5505-16-16	1	1	2



Steel Hydraulic Fittings

Hydraulic Adapters

Pipe Thread Guide

01	1/16	04	1/4	08	1/2	16	1"	24	1-1/2"
02	1/8	06	3/8	12	3/4	20	1-1/4	32	2"

Male Pipe / Female Pipe / Female Pipe Street Tee

Part #	Male Pipe	Female Pipe	Female Pipe	Qt
A-5602-02-02-02	1/8	1/8	1/8	2
A-5602-04-04-04	1/4	1/4	1/4	2
A-5602-06-06-06	3/8	3/8	3/8	2
A-5602-08-08-08	1/2	1/2	1/2	2
A-5602-12-12-12	3/4	3/4	3/4	2
A-5602-16-16-16	1	1	1	2
A-5602-20-20-20	1-1/4	1-1/4	1-1/4	2
A-5602-24-24-24	1-1/2	1-1/2	1-1/2	2



Female Pipe / Male Pipe / Female Pipe Male Branch Tee

Part #	Female Pipe	Male Pipe	Female Pipe	Qt
A-5604-02-02-02	1/8	1/8	1/8	2
A-5604-04-04-04	1/4	1/4	1/4	2
A-5604-06-06-06	3/8	3/8	3/8	2
A-5604-08-08-08	1/2	1/2	1/2	2
A-5604-12-12-12	3/4	3/4	3/4	2
A-5604-16-16-16	1	1	1	2
A-5604-20-20-20	1-1/4	1-1/4	1-1/4	2
A-5604-24-24-24	1-1/2	1-1/2	1-1/2	2



Female Pipe / Female Pipe / Female Pipe Tee

Part #	Female Pipe	Female Pipe	Female Pipe	Qt
A-5605-02-02-02	1/8	1/8	1/8	3
A-5605-04-04-04	1/4	1/4	1/4	3
A-5605-06-06-06	3/8	3/8	3/8	2
A-5605-08-08-08	1/2	1/2	1/2	2
A-5605-12-12-12	3/4	3/4	3/4	2
A-5605-16-16-16	1	1	1	2
A-5605-20-20-20	1-1/4	1-1/4	1-1/4	2
A-5605-24-24-24	1-1/2	1-1/2	1-1/2	2
A-5605-32-32-32	2	2	2	2



Steel Hydraulic Fittings

Hydraulic Adapters

Pipe Thread Guide

01	1/16	04	1/4	08	1/2	16	1"	24	1-1/2
02	1/8	06	3/8	12	3/4	20	1-1/4	32	2"

Female Pipe / Female Pipe / Female Pipe / Female Pipe Cross Tee

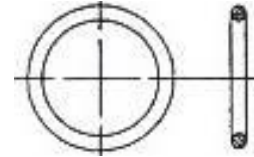
Part #	Female Pipe	Female Pipe	Female Pipe	Female Pipe	Qt
A-5652-02-02-02-02	1/8	1/8	1/8	1/8	Ea
A-5652-04-04-04-04	1/4	1/4	1/4	1/4	Ea
A-5652-06-06-06-06	3/8	3/8	3/8	3/8	Ea
A-5652-08-08-08-08	1/2	1/2	1/2	1/2	Ea
A-5652-12-12-12-12	3/4	3/4	3/4	3/4	Ea
A-5652-16-16-16-16	1	1	1	1	Ea



90 Buna Code 61 / 62 Flange O-Rings

Part #	Qt
A-610-08	10
A-610-10	10
A-610-12	10
A-610-16	10
A-610-20	10

Part #	Qt
A-610-24	10
A-610-32	10
A-610-40	10
A-610-48	10



Male JIC 37* / Male O-Ring Boss Connector

Part #	Male JIC	Male O-Ring Boss	Qt
A-6400-02-02	1/8	5/16-24	2
A-6400-03-03	3/16	3/8-24	2
A-6400-04-02	1/4	5/16-24	2
A-6400-04-03	1/4	3/8-24	2
A-6400-04-04	1/4	7/16-20	2
A-6400-04-05	1/4	1/2-20	2
A-6400-04-06	1/4	9/16-18	2
A-6400-04-08	1/4	3/4-16	2
A-6400-05-04	5/16	9/16-18	2
A-6400-05-05	5/16	1/2-20	2
A-6400-05-06	5/16	9/16-18	2
A-6400-06-04	3/8	7/16-20	2
A-6400-06-05	3/8	1/2-20	2
A-6400-06-06	3/8	9/16-18	2
A-6400-06-08	3/8	3/4-16	2
A-6400-06-10	3/8	7/8-14	2



Steel Hydraulic Fittings

Hydraulic Adapters

Pipe Thread Guide

01	1/16	04	1/4	08	1/2	16	1"	24	1-1/2
02	1/8	06	3/8	12	3/4	20	1-1/4	32	2"

Male JIC 37* / Male O-Ring Boss Connector

Part #	Male JIC	Male O-Ring Boss	Qt
A-6400-08-06	1/2	9/16-18	2
A-6400-08-08	1/2	3/4-16	2
A-6400-08-10	1/2	7/8-14	2
A-6400-08-12	1/2	1-1/16-12	2
A-5400-10-06	5/8	9/16-18	2
A-6400-10-08	5/8	3/4-16	2
A-6400-10-10	5/8	7/8-14	2
A-6400-10-12	5/8	1-1/16-12	2
A-6400-12-08	3/4	3/4-16	2
A-6400-12-10	3/4	7/8-14	2
A-6400-12-12	3/4	1-1/16-12	2
A-6400-12-16	3/4	1-5/16-12	2
A-6400-14-12	7/8	1-1/16-12	2
A-6400-14-14	7/8	1-3/16-12	2
A-6400-14-16	7/8	1-5/16-12	2
A-6400-16-12	1	1-1/16-12	2
A-6400-16-16	1	1-5/16-12	2
A-6400-16-20	1	1-5/8-12	2
A-6400-20-20	1-1/4	1-5/8-12	2



Male O-Ring Boss / Male Pipe Connector

Part #	Male O-Ring Boss	Male Pipe	Qt
A-6401-06-04	9/16-18	1/4	2
A-6401-06-06	9/16-18	3/8	2
A-6401-06-08	9/16-18	1/2	2
A-6401-08-06	3/4-16	3/8	2
A-6401-08-08	3/4-16	1/2	2
A-6401-08-12	3/4-16	3/4	2
A-6401-10-06	7/8-14	3/8	2
A-6401-10-08	7/8-14	1/2	2
A-6401-12-08	1-1/16-12	1/2	2
A-6401-12-12	1-1/16-12	3/4	2
A-6401-16-16	1-5/16-12	1	2
A-6401-20-20	1-5/8-12	1-1/4	2



Steel Hydraulic Fittings

Hydraulic Adapters

JIC-37 / SAE-45 Thread Guide

02	1/8	05	5/16	10	5/8	16	1	24	1-1/2
03	3/16	06	3/8	12	3/4	20	1-1/4	32	2"
04	1/4	08	1/2	14	7/8				

Male O-Ring Boss / Male JIC 37* Swivel Nut

Part #	Male O-Ring Boss	Female JIC	Qt
A-6402-04-04	7/16-20	1/4	2
A-6402-04-06	7/16-20	3/8	2
A-6402-06-04	9/16-18	1/4	2
A-6402-06-06	9/16-18	3/8	2
A-6402-06-08	9/16-18	1/2	2
A-6402-08-06	3/4-16	3/8	2
A-6402-08-08	3/4-16	1/2	2
A-6402-10-08	7/8-14	1/2	2
A-6402-10-10	7/8-14	5/8	2
A-6402-12-12	1-1/16-12	3/4	2
A-6402-16-16	1-5/16-12	1	2




Male O-Ring Boss / Male O-Ring Boss

Part #	Male O-Ring Boss	Male O-Ring Boss	Qt
A-6403NWO-06	9/16-18	9/16-18	2
A-6403NWO-08	3/4-16	3/4-16	2
A-6403NWO-10	7/8-14	7/8-14	2
A-6403NWO-012	1-1/16-12	1-1/16-12	2



Female O-Ring Boss / Male Pipe Adapter

Part #	Female O-Ring Boss	Male Pipe	Qt
A-6404-04-02	7/16-20	1/8	2
A-6404-04-04	7/16-20	1/4	2
A-6404-05-02	1/2-20	1/8	2
A-6404-06-04	9/16-18	1/4	2
A-6404-06-06	9/16-18	3/8	2
A-6404-06-08	9/16-18	1/2	2
A-6404-08-06	3/4-16	3/8	2
A-6404-08-08	3/4-16	1/2	2
A-6404-10-06	7/8-14	3/8	2
A-6404-10-08	7/8-14	1/2	2
A-6404-12-08	1-1/16-12	1/2	2
A-6404-12-12	1-1/16-12	3/4	2



Steel Hydraulic Fittings


Hydraulic Adapters

JIC-37 / SAE-45 Thread Guide

02	1/8	05	5/16	10	5/8	16	1	24	1-1/2
03	3/16	06	3/8	12	3/4	20	1-1/4	32	2"
04	1/4	08	1/2	14	7/8				

Male O-Ring Boss / Female Pipe Adapter

Part #	Male O-Ring Boss	Female Pipe	Qt
A-6405-04-04	7/16-20	1/4	2
A-6405-06-04	9/16-18	1/4	2
A-6405-06-06	9/16-18	3/8	2
A-6405-06-08	9/16-18	1/2	2
A-6405-08-06	3/4-16	3/8	2
A-6405-08-08	3/4-16	1/2	2
A-6405-10-06	7/8-14	3/8	2
A-6405-10-08	7/8-14	1/2	2
A-6405-10-12	7/8-14	3/4	2
A-6405-12-06	1-1/16-12	3/8	2
A-6405-12-08	1-1/16-12	1/2	2
A-6405-12-12	1-1/16-12	3/4	2
A-6405-16-16	1-5/16-12	1	2
A-6405-20-20	1-5/8-12	1	2



MALE O-RING BOSS HEX PLUG

J&B#	MALE O-RING BOSS	QT
A-6408-02	5/16-24	3
A-6408-03	3/8-24	3
A-6408-04	7/16-20	3
A-6408-05	1/2-20	3
A-6408-06	9/16-18	3
A-6408-08	3/4-16	2
A-6408-10	7/8-14	2
A-6408-12	1-1/16-12	2
A-6408-14	1-3/16-12	2
A-6408-16	1-5/16-12	2
A-6408-20	1-5/8-12	2
A-6408-24	1-7/8-12	2
A-6408-32	2-1/2-12	2



Steel Hydraulic Fittings

Hydraulic Adapters

JIC-37 / SAE-45 Thread Guide

02	1/8	05	5/16	10	5/8	16	1	24	1-1/2
03	3/16	06	3/8	12	3/4	20	1-1/4	32	2"
04	1/4	08	1/2	14	7/8				

Male JIC 37* / Female JIC 37* Swivel Nut 90*

Part #	Male JIC	Female JIC	Qt
A-6500-04-04	1/4	1/4	2
A-6500-05-05	5/16	5/16	2
A-6500-05-06	5/16	3/8	2
A-6500-06-04	3/8	1/4	2
A-6500-06-06	3/8	3/8	2
A-6500-06-08	3/8	1/2	2
A-6500-08-06	1/2	3/8	2
A-6500-08-08	1/2	1/2	2
A-6400-08-10	1/2	5/8	2
A-6400-08-12	1/2	3/4	2
A-6500-10-10	5/8	5/8	2
A-6500-12-08	3/4	1/2	2
A-6500-12-10	3/4	7/8	2
A-6500-12-12	3/4	3/4	2
A-6500-12-16	3/4	1	2
A-6500-14-14	7/8	7/8	2
A-6500-16-16	1	1	2



Male Pipe/ Female JIC 37* Swivel Nut 90*

Part #	Male JIC	Female JIC	Qt
A-6501-04-04	1/4	1/4	2
A-6501-06-06	3/8	3/8	2
A-6501-08-10	1/2	5/8	2



Male JIC 37* / Female JIC 37* Swivel Nut

Part #	Male JIC	Female JIC	Qt
A-6502-04-04	1/4	1/4	2
A-6502-05-05	5/16	5/16	2
A-6502-06-06	3/8	3/8	2
A-6502-08-08	1/2	1/2	2
A-6502-10-10	5/8	5/8	2
A-6502-12-12	3/4	3/4	2
A-6502-14-14	7/8	7/8	2
A-6502-16-16	1	1	2



Steel Hydraulic Fittings

Hydraulic Adapters

JIC-37 / SAE-45 Thread Guide

02	1/8	05	5/16	10	5/8	16	1	24	1-1/2
03	3/16	06	3/8	12	3/4	20	1-1/4	32	2"
04	1/4	08	1/2	14	7/8				

Male JIC 37* / Female JIC 37* Swivel Nut

Part #	Male JIC	Female JIC	Qt
A-6504-04-04	1/4	1/4	2
A-6504-06-06	3/8	3/8	2
A-6504-08-08	1/2	1/2	2
A-6504-10-10	5/8	5/8	2
A-6504-12-12	3/4	3/4	2
A-6504-16-16	1	1	2



Male Pipe / Female JIC 37* Swivel Nut

Part #	Male Pipe	Female JIC	Qt
A-6505-04-04	1/4	1/4	2
A-6505-04-06	1/4	3/8	2
A-6505-06-04	3/8	1/4	2
A-6505-06-06	3/8	3/8	2
A-6505-06-08	3/8	1/2	2
A-6505-08-06	1/2	3/8	2
A-6505-08-08	1/2	1/2	2
A-6505-08-10	1/2	5/8	2
A-6505-08-12	1/2	3/4	2
A-6505-12-12	1/2	3/4	2



Female Pipe / Female JIC 37* Swivel Nut

Part #	Female Pipe	Female JIC	Qt
A-6506-02-04	1/8	1/4	2
A-6506-04-04	1/4	1/4	2
A-6506-04-06	1/4	3/8	2
A-6506-06-06	3/8	3/8	2
A-6506-06-08	3/8	1/2	2
A-6506-08-08	1/2	1/2	2
A-6506-12-12	3/4	3/4	2



Steel Hydraulic Fittings

Hydraulic Adapters

JIC-37 / SAE-45 Thread Guide

02	1/8	05	5/16	10	5/8	16	1	24	1-1/2
03	3/16	06	3/8	12	3/4	20	1-1/4	32	2"
04	1/4	08	1/2	14	7/8				

JIC 37* Union Swivel

Part #	Female JIC	Qt
A-6565-04-04	1/4	2
A-6565-06-06	3/8	2
A-6565-08-08	1/2	2
A-6565-12-12	3/4	2
A-6565-16-16	1	2



Male JIC 37* / Female JIC 37* / Male JIC 37* Union Tee

Part #	Male JIC	Female JIC	Male JIC	Qt
A-6600-04-04-04	1/4	1/4	1/4	Ea
A-6600-05-05-05	5/16	5/16	5/16	Ea
A-6600-06-06-06	3/8	3/8	3/8	Ea
A-6600-08-08-08	1/2	1/2	1/2	Ea
A-6600-10-10-10	5/8	5/8	5/8	Ea
A-6600-12-12-12	3/4	3/4	3/4	Ea
A-6600-16-16-16	1	1	1	Ea



Male JIC 37* / Male JIC 37* / Female JIC 37* Male Run Tee

Part #	Male JIC	Male JIC	Female JIC	Qt
A-6602-04-04-04	1/4	1/4	1/4	2
A-6602-05-05-05	5/16	5/16	5/16	2
A-6602-06-06-06	3/8	3/8	3/8	2
A-6602-08-08-08	1/2	1/2	1/2	2
A-6602-10-10-10	5/8	5/8	5/8	2
A-6602-12-12-12	3/4	3/4	3/4	2
A-6602-14-14-14	7/8	7/8	7/8	2
A-6602-16-16-16	1	1	1	2



Steel Hydraulic Fittings

Hydraulic Adapters

JIC-37 / SAE-45 Thread Guide

02	1/8	05	5/16	10	5/8	16	1	24	1-1/2
03	3/16	06	3/8	12	3/4	20	1-1/4	32	2"
04	1/4	08	1/2	14	7/8				

Male JIC 37* / Male O-Ring BOSS 90*

Part #	Male JIC	Male O-Ring Boss	Qt
A-6801-02-02	1/8	5/16-24	2
A-6801-03-03	3/16	3/8-24	2
A-6801-04-03	1/4	3/8-24	2
A-6801-04-04	1/4	7/16-20	2
A-6801-04-06	1/4	9/16-18	2
A-6801-05-05	5/16	1/2-20	2
A-6801-06-04	3/8	7/16-20	2
A-6801-06-06	3/8	9/16-18	2
A-6801-06-08	3/8	3/4-16	2
A-6801-06-10	3/8	7/8-14	2
A-6801-08-06	1/2	9/16-18	2
A-6801-08-08	1/2	3/4-16	2
A-6801-08-10	1/2	7/8-14	2
A-6801-08-12	1/2	1-1/16-12	2
A-6801-10-08	5/8	3/4-16	2
A-6801-10-10	5/8	7/8-14	2
A-6801-10-12	5/8	1-1/16-12	2
A-6801-12-08	3/4	3/4-16	2
A-6801-12-10	3/4	7/8-14	2
A-6801-12-12	3/4	1-1/16-12	2
A-6801-12-16	3/4	1-5/16-12	2
A-6801-12-20	3/4	1-5/8-12	2
A-6801-14-14	7/8	1-3/16-12	2
A-6801-16-12	1	1-1/16-12	2
A-6801-16-16	1	1-5/16-12	2
A-6801-16-20	1	1-5/8-12	2
A-6801-20-20	1-1/4	1-5/8-12	2



Steel Hydraulic Fittings

Hydraulic Adapters

JIC-37 / SAE-45 Thread Guide

02	1/8	05	5/16	10	5/8	16	1	24	1-1/2
03	3/16	06	3/8	12	3/4	20	1-1/4	32	2"
04	1/4	08	1/2	14	7/8				

MALE JIC 37* / MALE O-RING BOSS 45*

Part #	Male JIC	Male O-Ring Boss	Qt
A-6802-04-04	1/4	7/16-20	2
A-6802-05-05	5/16	1/2-20	2
A-6802-06-04	3/8	7/16-20	2
A-6802-06-06	3/8	9/16-18	2
A-6802-06-08	3/8	3/4-16	2
A-6802-08-06	1/2	9/16-18	2
A-6802-08-08	1/2	3/4-16	2
A-6802-08-10	1/2	7/8-14	2
A-6802-10-08	5/8	3/4-16	2
A-6802-10-10	5/8	7/8-14	2
A-6802-12-08	3/4	3/4-16	2
A-6802-12-12	3/4	1-1/16-12	2



Male JIC 37* / Male O-Ring Boss / Male JIC 37* Male Branch Tee

Part #	Male JIC	Male O-Ring Boss	Male JIC	Qt
A-6803-04-04-04	1/4	7/16-20	1/4	2
A-6803-06-06-06	3/8	9/16-18	3/8	2
A-6803-08-08-08	1/2	3/4-16	1/2	2



Male JIC 37* / Male O-Ring Boss / Male JIC 37* Male Run Tee

Part #	Male JIC	Male JIC	Male O-Ring Boss	Qt
A-6804-04-04-04	1/4	1/4	7/16-20	2
A-6804-06-06-06	3/8	3/8	9/16-18	2
A-6804-08-08-08	1/2	1/2	3/4-16	2
A-6804-10-10-10	5/8	5/8	7/8-14	2
A-6804-12-12-12	3/4	3/4	1-1/16-12	2



Steel Hydraulic Fittings

Hydraulic Adapters

JIC-37 / SAE-45 Thread Guide

02	1/8	05	5/16	10	5/8	16	1	24	1-1/2
03	3/16	06	3/8	12	3/4	20	1-1/4	32	2"
04	1/4	08	1/2	14	7/8				

Male O-Ring Boss / Female Pipe Swivel Nut

Part #	Male O-Ring Boss	Female Pipe	Qt
A-6900-04-04	7/16-20	1/4	2
A-6900-04-06	7/16-20	3/8	2
A-6900-06-04	9/16-18	1/4	2
A-6900-06-06	9/16-18	3/8	2
A-6900-06-08	9/16-18	1/2	2
A-6900-08-06	3/4-16	3/8	2
A-6900-08-08	3/4-16	1/2	2
A-6900-08-12	3/4-16	3/4	2
A-6900-10-08	7/8-14	1/2	2
A-6900-12-08	1-1/16-12	1/2	2
A-6900-12-12	1-1/16-12	3/4	2



Male O-Ring Boss / Female Pipe Swivel Nut 90°

Part #	Male O-Ring Boss	Female Pipe	Qt
A-6901-04-04	7/16-20	1/4	2
A-6901-04-06	7/16-20	3/8	2
A-6901-06-04	9/16-18	1/4	2
A-6901-06-06	9/16-18	3/8	2
A-6901-06-08	9/16-18	1/2	2
A-6901-08-04	3/4-16	1/4	2
A-6901-08-06	3/4-16	3/8	2
A-6901-08-08	3/4-16	1/2	2
A-6901-08-12	3/4-16	3/4	2
A-6901-10-06	7/8-14	3/8	2
A-6901-10-08	7/8-14	1/2	2
A-6901-10-12	7/8-14	3/4	2
A-6901-12-12	1-1/16-12	3/4	2



Female Pipe / Male BSPP Thread

Part #	Female Pipe	BSPP	Qt
A-B3455-04-04	1/4	1/4	2
A-B3455-06-06	3/8	3/8	2
A-B3455-08-08	1/2	1/2	2
A-B3455-12-12	3/4	3/4	2



Steel Hydraulic Fittings

Hydraulic Adapters

JIC-37 / SAE-45 Thread Guide

02	1/8	05	5/16	10	5/8	16	1	24	1-1/2
03	3/16	06	3/8	12	3/4	20	1-1/4	32	2"
04	1/4	08	1/2	14	7/8				

Male JIC / Male BSPP Thread

Part #	Female Pipe	BSPP	Qt
A-B3800-04-02	1/4	1/8	2
A-B3800-04-04	1/4	1/4	2
A-B3800-06-06	3/8	3/8	2
A-B3800-08-08	1/2	1/2	2
A-B3800-12-12	3/4	3/4	2



Male Face Seal / Male Face Seal

Part #	Male O-Ring Face Seal	Male O-Ring Face Seal	Qt
A-FS-2403-04-04	9/16-18	9/16-18	2
A-FS-2403-06-06	11/16-16	11/16-16	2
A-FS-2403-08-08	13/16-16	13/16-16	2
A-FS-2403-10-10	1-14	1-14	2



Male O-Ring Face Seal / Male Pipe

Part #	Male O-Ring Face Seal	Male Pipe	Qt
A-FS-2404-04-02	9/16-18	1/8	2
A-FS-2404-04-04	9/16-18	1/4	2
A-FS-2404-06-04	11/16-16	1/4	2
A-FS-2404-06-06	11/16-16	3/8	2
A-FS-2404-08-04	1 3/16-16	1/4	2
A-FS-2404-08-06	13/16-16	3/8	2
A-FS-2404-08-08	13/16-16	1/2	2
A-FS-2404-10-08	1-14	1/2	2
A-FS-2404-10-12	1-14	3/4	2
A-FS-2404-12-08	1-3/16	1/2	2
A-FS-2404-12-12	1-3/16-12	3/4	2



Steel Hydraulic Fittings

Hydraulic Adapters

JIC-37 / SAE-45 Thread Guide

02	1/8	05	5/16	10	5/8	16	1	24	1-1/2
03	3/16	06	3/8	12	3/4	20	1-1/4	32	2"
04	1/4	08	1/2	14	7/8				

Male O-Ring Face Seal Plugs

Part #	Male O-Ring Face Seal	Qt
A-FS-2408-04	9/16-18	2
A-FS-2408-06	11/16-16	2
A-FS-2408-08	13/16-16	2
A-FS-2408-10	1-14	2
A-FS-2408-12	1-3/16-12	2
A-FS-2408-16	1-7/16-12	2
A-FS-2408-20	1-11/16-12	2
A-FS-2408-24	2-12	2



Male O-Ring Face Seal Caps

Part #	Male O-Ring Face Seal	Qt
A-FS-304C-04	9/16-18	2
A-FS-304C-06	11/16-16	2
A-FS-304C-08	13/16-16	2
A-FS-304C-10	1-14	2
A-FS-304C-12	1-3/16-12	2
A-FS-304C-16	1-7/16-12	2
A-FS-304C-20	1-11/16-12	2
A-FS-304C-24	2-12	2



Male O-Ring Face Seal / Male O-Ring Boss

Part #	Male O-Ring Face Seal	Male O-Ring Boss	Qt
A-FS-6400-04-04	9/16-18	7/16-20	2
A-FS-6400-06-06	11/16-16	3/8-16	2
A-FS-6400-08-08	13/16-16	3/4-16	2
A-FS-6400-10-10	1-14	7/8-14	2



Steel Hydraulic Fittings


Hydraulic Adapters

JIC-37 / SAE-45 Thread Guide

02	1/8	05	5/16	10	5/8	16	1	24	1-1/2
03	3/16	06	3/8	12	3/4	20	1-1/4	32	2"
04	1/4	08	1/2	14	7/8				

Male Flat Face O-Ring x Male BOSS 90° Adjustable Adapter

Part #	Male O-Ring Face Seal	Female JIC	Qt
A-FS-6801-04-04	9/16-18	7/16-20	2
A-FS-6801-06-06	11/16-16	3/8-16	2
A-FS-6801-08-08	13/16-16	3/4-16	2
A-FS-6801-10-10	1-14	7/8-14	2
A-FS-6801-12-12	1-3/16-12	1-1/16-12	2



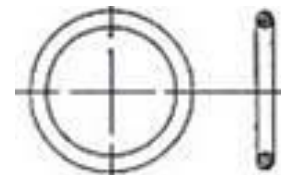
Male Flat Face O-Ring x Male BOSS 45° Adapter

Part #	Male O-Ring Face Seal	Male Boss	Qt
A-FS-6802-08-10	13/16-16	7/8-14	2



90 BUNA FACE SEAL O-RINGS

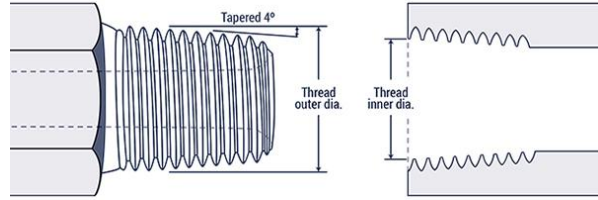
Part #	Qt
A-FS-904	10
A-FS-906	10
A-FS-908	10
A-FS-910	10
A-FS-912	10
A-FS-916	10
A-FS-920	10
A-FS-924	10



Hydraulic Fitting Thread Guide

National Pipe Tapered (NPT)

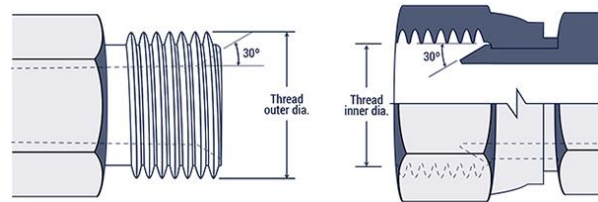
Sealing – The thread is tapered and the seal takes place by deformation of the threads. Thread [sealant tape](#) is recommended for a leak free connection.



Inch Size	Dash Size	Nominal Thread	Male Thread OD (inch)	Female Thread ID (inch)
1/8	-02	1/8×27	13/32 (0.41)	3/8 (0.38)
1/4	-04	1/4×18	17/32 (0.54)	1/2 (0.49)
3/8	-06	3/8×18	11/16 (0.68)	5/8 (0.63)
1/2	-08	1/2×14	27/32 (0.84)	25/32 (0.77)
3/4	-12	3/4×14	1-1/16 (1.05)	1 (0.98)
1	-16	1×11-1/2	1-5/16 (1.32)	1-1/4 (1.24)
1-1/4	-20	1-1/4×11-1/2	1-21/32 (1.66)	1-19/32 (1.58)
1-1/2	-24	1-1/2×11-1/2	1-29/32 (1.90)	1-13/16 (1.82)
2	-32	2×11-1/2	2-3/8 (2.38)	2-5/16 (2.30)

National Pipe Straight Mechanical (NPSM)

Sealing – The 30° seat of the female seals against the 30° chamfer on the male. The threads hold the connection mechanically. A NPT male with a 30° chamfer will also seal with a NPSM female.

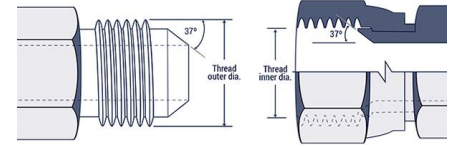


Inch Size	Dash Size	Nominal Thread	Male Thread OD (inch)	Female Thread ID (inch)
1/8	-02	1/8×27	13/32 (0.41)	3/8 (0.38)
1/4	-04	1/4×18	17/32 (0.54)	1/2 (0.49)
3/8	-06	3/8×18	11/16 (0.68)	5/8 (0.63)
1/2	-08	1/2×14	27/32 (0.84)	25/32 (0.77)
3/4	-12	3/4×14	1-1/16 (1.05)	1 (0.98)
1	-16	1×11-1/2	1-5/16 (1.32)	1-1/4 (1.24)
1-1/4	-20	1-1/4×11-1/2	1-21/32 (1.66)	1-19/32 (1.58)
1-1/2	-24	1-1/2×11-1/2	1-29/32 (1.90)	1-13/16 (1.82)
2	-32	2×11-1/2	2-3/8 (2.38)	2-5/16 (2.30)

Hydraulic Fitting Thread Guide

JIC 37° Flare

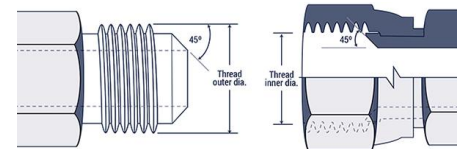
Sealing – The seal is created by establishing a line of contact between the male 37° nose and the female 37° flare. The threads hold the connection mechanically.



Inch Size	Dash Size	Nominal Thread	Male Thread OD (inch)	Female Thread ID (inch)
1/8	-02	5/16x 24	5/16 (0.31)	9/32 (0.27)
3/16	-03	3/8x24	3/8 (0.38)	11/32 (0.34)
1/4	-04	7/16x20	7/16 (0.44)	13/32 (0.39)
5/16	-05	1/2x20	1/2 (0.50)	15/32 (0.45)
3/8	-06	9/16x18	9/16 (0.56)	17/32 (0.51)
1/2	-08	3/4x16	3/4 (0.75)	11/16 (0.69)
5/8	-10	7/8x14	7/8 (0.88)	13/16 (0.81)
3/4	-12	1-1/16x12	1-1/16 (1.06)	1 (0.98)
7/8	-14	1-3/16x12	1-3/16 (1.19)	1-1/8 (1.10)
1	-16	1-5/16x12	1-5/16 (1.31)	1-1/4 (1.23)
1-1/4	-20	1-5/8x12	1-5/8 (1.63)	1-9/16 (1.54)
1-1/2	-24	1-7/8x12	1-7/8 (1.88)	1-13/16 (1.79)
2	-32	2-1/2x12	2-1/2 (2.50)	2-7/16 (2.42)

SAE 45° Flare

Sealing – Both the male and Female ends of this connection have 45° seats. The seal takes place between the male 45° nose and the female 45° flare. The threads hold the connection mechanically.

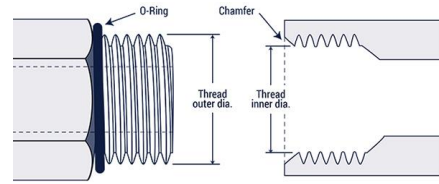


Inch Size	Dash Size	Nominal Thread	Male Thread OD (inch)	Female Thread ID (inch)
1/8	-02	5/16x 24	5/16 (0.31)	9/32 (0.27)
3/16	-03	3/8x24	3/8 (0.38)	11/32 (0.34)
1/4	-04	7/16x20	6/16 (0.44)	13/32 (0.39)
5/16	-05	1/2x20	1/2 (0.50)	15/32 (0.45)
3/8	-06	5/8x 18	5/8 (0.63)	9/16 (0.57)
1/2	-08	3/4x16	3/4 (0.75)	11/16 (0.69)
5/8	-10	7/8x14	7/8 (0.88)	13/16 (0.81)
3/4	-12	1-1/16x14	1-1/16 (1.06)	1 (0.99)
7/8	-14	1-1/4x12	1-1/4 (1.19)	1-5/32 (1.16)
1	-16	1-3/8x12	1-3/8 (1.31)	1-9/32 (1.29)

Hydraulic Fitting Thread Guide

SAE Straight Tread O-Ring (BOSS)

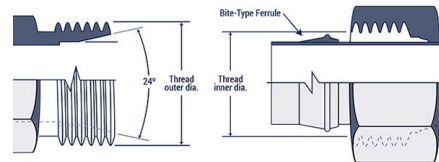
Sealing – The seal takes place by compressing the O-Ring into the chamfer. The threads hold the connection mechanically.



Inch Size	Dash Size	Nominal Thread	Male Thread OD (inch)	Female Thread ID (inch)
1/8	-02	5/16x 24	5/16 (0.31)	9/32 (0.27)
3/16	-03	3/8x24	3/8 (0.38)	11/32 (0.34)
1/4	-04	7/16x20	7/16 (0.44)	13/32 (0.39)
5/16	-05	1/2x20	1/2 (0.50)	15/32 (0.45)
3/8	-06	9/16x18	9/16 (0.56)	17/32 (0.51)
1/2	-08	3/4x16	3/4 (0.75)	11/16 (0.69)
5/8	-10	7/8x14	7/8 (0.88)	13/16 (0.81)
3/4	-12	1-1/16x12	1-1/16 (1.06)	1 (0.98)
7/8	-14	1-3/16x12	1-3/16 (1.19)	1-1/8 (1.10)
1	-16	1-5/16x12	1-5/16 (1.31)	1-1/4 (1.23)
1-1/4	-20	1-5/8x12	1-5/8 (1.63)	1-9/16 (1.54)
1-1/2	-24	1-7/8x12	1-7/8 (1.88)	1-13/16 (1.79)
2	-32	2-1/2x12	2-1/2 (2.50)	2-7/16 (2.42)

Flareless Compression

Sealing – The seal is made between the sleeve and the 24° seat. A seal is also made between the sleeve and the tubing. The threads hold the connection mechanically.

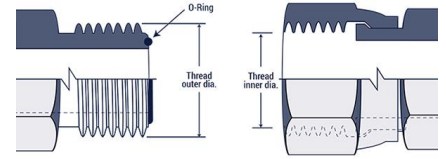


Inch Size	Dash Size	Nominal Thread	Male Thread OD (inch)	Female Thread ID (inch)
1/8	-02	5/16x 24	5/16 (0.31)	9/32 (0.27)
3/16	-03	3/8x24	3/8 (0.38)	11/32 (0.34)
1/4	-04	7/16x20	7/16 (0.44)	13/32 (0.39)
5/16	-05	1/2x20	1/2 (0.50)	15/32 (0.45)
3/8	-06	9/16x18	9/16 (0.56)	17/32 (0.51)
1/2	-08	3/4x16	3/4 (0.75)	11/16 (0.69)
5/8	-10	7/8x14	7/8 (0.88)	13/16 (0.81)
3/4	-12	1-1/16x12	1-1/16 (1.06)	1 (0.98)
7/8	-14	1-3/16x12	1-3/16 (1.19)	1-1/8 (1.10)
1	-16	1-5/16x12	1-5/16 (1.31)	1-1/4 (1.23)
1-1/4	-20	1-5/8x12	1-5/8 (1.63)	1-9/16 (1.54)
1-1/2	-24	1-7/8x12	1-7/8 (1.88)	1-13/16 (1.79)
2	-32	2-1/2x12	2-1/2 (2.50)	2-7/16 (2.42)

Hydraulic Fitting Thread Guide

Flat Face O-Ring (FFS)

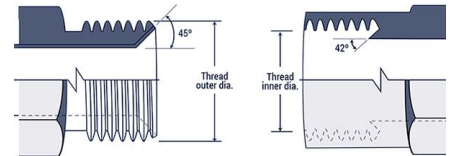
Sealing – The seal takes place by compressing the O-Ring onto the flat face of the female. The threads hold the connection mechanically.



Inch Size	Dash Size	Nominal Thread	Male Thread OD (inch)	Female Thread ID (inch)
1/4	-04	9/16×18	9/16 (0.56)	17/32 (0.51)
3/8	-06	11/16×16	11/16 (0.69)	5/8 (0.63)
1/2	-08	13/16×16	13/16 (0.82)	3/4 (0.75)
5/8	-10	1×14	1 (1.00)	15/16 (0.93)
3/4	-12	1-3/16×12	1-3/16 (1.19)	1-1/8 (1.11)
1	-16	1-7/16×12	1-7/16 (1.44)	1-3/4 (1.36)
1-1/4	-20	1-11/16×12	1-11/16 (1.69)	1-5/8 (1.61)
1-1/2	-24	2×12	2 (2.00)	1-15/16 (1.92)

Inverted Flare

Sealing – The seal takes place on the flared surfaces. The threads hold the connection mechanically.

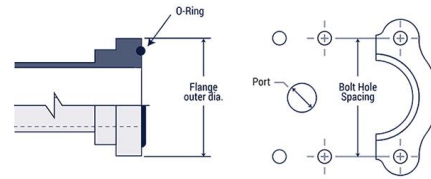


Inch Size	Dash Size	Nominal Thread	Male Thread OD (inch)	Female Thread ID (inch)
1/8	-02	5/16x 28	5/16 (0.32)	9/32 (0.28)
3/16	-03	3/8×24	3/8 (0.38)	11/32 (0.34)
1/4	-04	7/16×24	7/16 (0.44)	13/32 (0.40)
5/16	-05	1/2×20	1/2 (0.50)	15/32 (0.45)
3/8	-06	5/8×18	5/8 (0.63)	9/16 (0.57)
7/16	-07	11/16×18	11/16 (0.69)	5/8 (0.63)
1/2	-08	3/4×18	3/4 (0.75)	23/32 (0.70)
5/8	-10	7/8×18	7/8 (0.88)	13/16 (0.82)
3/4	-12	1-1/16×16	1-1/16 (1.06)	1 (1.00)

Hydraulic Fitting Thread Guide

Four Bolt Flange

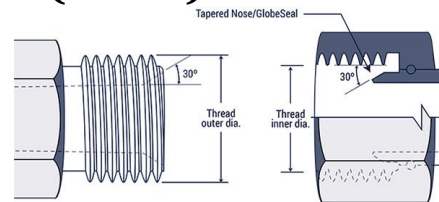
Interchangeable with DIN 20066 and JIS B 8363, except for the bolt sizes. All Caterpillar® Flange dimensions are identical to Code 62 dimensions on this chart. The difference is the flange thickness. All CAT flange sizes have a flange thickness of 0.56"



Port Size (inch)	Dash Size	Code 61 Bolt Spacing (inch)	Code 61 Flange Head Diameter (inch)	Code 62 Bolt Spacing (inch)	Code 62 Flange Head Diameter (inch)
1/2	-08	1-1/2 (1.50)	1-3/16 (1.19)	1-19/32 (1.59)	1-1/4 (1.25)
3/4	-12	1-7/8 (1.88)	1-1/2 (1.50)	2 (2.00)	1-5/8 (1.63)
1	-16	2-1/16 (2.06)	1-3/4 (1.75)	2-1/4 (2.25)	1-7/8 (1.88)
1-1/4	-20	2-5/16 (2.31)	2 (2.00)	2-5/8 (2.63)	2-1/8 (2.13)
1-1/2	-24	2-3/4 (2.75)	2-3/8 (2.38)	3-1/8 (3.13)	2-1/2 (2.50)
2	-32	3-1/16 (3.06)	2-13/32 (2.81)	3-13/16 (3.81)	3-1/8 (3.13)
2-1/2	-40	3-1/2 (3.50)	3-5/16 (3.31)		
3	-48	4-3/16 (4.19)	4 (4.00)		
3-1/2	-56	4-3/5 (4.75)	4-1/2 (4.53)		
4	-64	5-1/8 (5.12)	5 (5.03)		

British Standard Pipe Parallel (BSPP)

Sealing – The female swivel BSPP has a tapered ball or cone, which seals on the chamfer seat of the male.

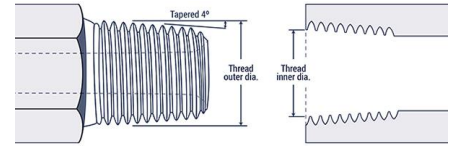


Inch Size	Dash Size	Nominal Thread	Male Thread OD (inch)	Female Thread ID (inch)
1/8	-02	G1/8×28	3/8 (0.38)	11/32 (0.35)
1/4	-04	G1/4×19	33/64 (0.52)	15/32 (0.47)
3/8	-06	G3/8×19	21/32 (0.65)	19/32 (0.60)
1/2	-08	G1/2×14	13/16 (0.82)	3/4 (0.75)
5/8	-10	G5/8×14	7/8 (0.88)	13/16 (0.80)
3/4	-12	G3/4×14	1-1/32 (1.04)	31/32 (0.97)
1	-16	G1x11	1-5/16 (1.30)	1-7/32 (1.22)
1-1/4	-20	G1-1/4×11	1-21/32 (1.65)	1-9/16 (1.56)
1-1/2	-24	G1-1/2×11	1-7/8 (1.88)	1-13/16 (1.79)
2	-32	G2x11	2-11/32 (2.35)	2-1/4 (2.26)

Hydraulic Fitting Thread Guide

British Standard Pipe Tapered (BSPT)

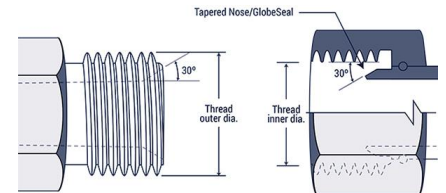
Sealing – Sealing is accomplished by distorting the threads. Thread [sealant tape](#) is recommended for a leak free connection. A properly chamfered BSPT male will seal with a BSPP Female Swivel.



Inch Size	Dash Size	Nominal Thread	Male Thread OD (inch)	Female Thread ID (inch)
1/8	-02	R1/8×28	3/8 (0.38)	11/32 (0.35)
1/4	-04	R1/4×19	33/64 (0.52)	15/32 (0.47)
3/8	-06	R3/8×19	21/32 (0.65)	19/32 (0.60)
1/2	-08	R1/2×14	13/16 (0.82)	3/4 (0.75)
5/8	-10	R5/8×14	7/8 (0.88)	13/16 (0.80)
3/4	-12	R3/4×14	1-1/32 (1.04)	31/32 (0.97)
1	-16	R1×11	1-5/16 (1.30)	1-7/32 (1.22)
1-1/4	-20	R1-1/4×11	1-21/32 (1.65)	1-9/16 (1.56)
1-1/2	-24	R1-1/2×11	1-7/8 (1.88)	1-25/32 (1.79)
2	-32	R2×11	2-11/32 (2.35)	2-1/4 (2.26)

Metric 60° Cone

Sealing – The male connector has metric thread and a 60° (included angle) recessed chamfer. The female has a straight thread and a tapered ball or cone seal seat. The seal takes place between the chamfer of the male and ball or cone of the tapered seal flareless swivel. The threads hold the connection mechanically.

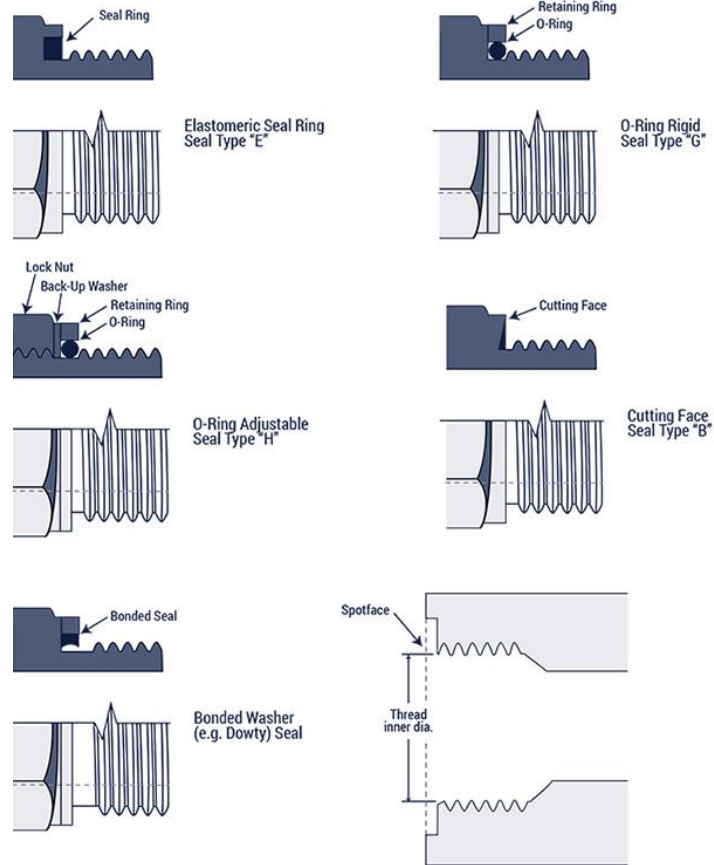


Dash Size	Metric Thread	Male Thread OD	Female Thread ID
-12	M12x1.5	12mm	10.5mm
-14	M14x1.5	14mm	12.5mm
-16	M16x1.5	16mm	14.5mm
-18	M18x1.5	18mm	16.5mm
-22	M22x1.5	22mm	20.5mm
-26	M26x1.5	26mm	24.5mm
-30	M30x1.5	30mm	28.5mm
-38	M38x1.5	38mm	36.5mm
-45	M45x2.0	45mm	43.5mm
-52	M52x1.5	52mm	50.5mm

Hydraulic Fitting Thread Guide

British Standard Pipe Parallel PORT (BSPP PORT)

Sealing – The female port has a machined flat surface (Spotface) which the male seals against.

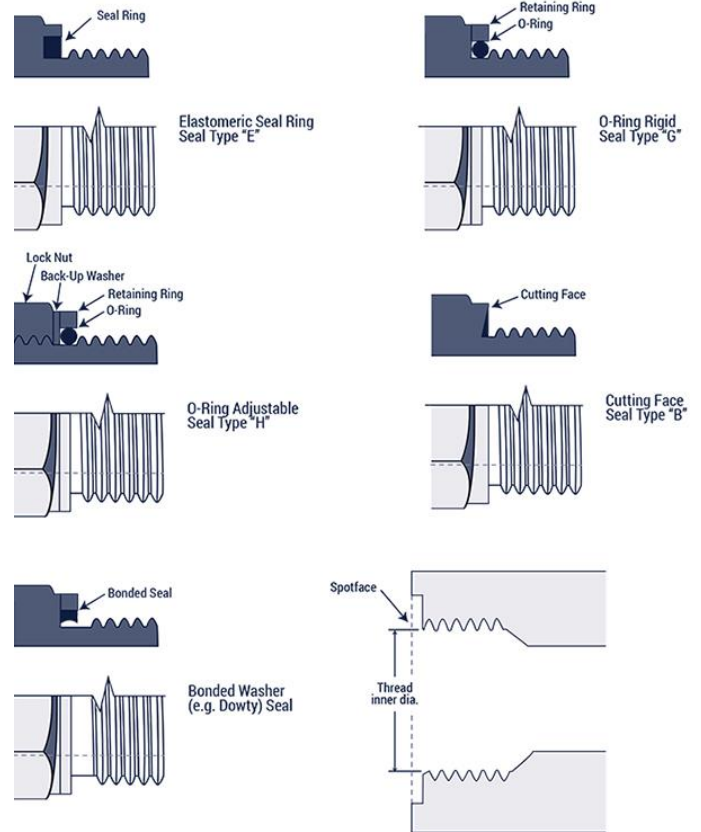


Inch Size	Dash Size	Nominal Thread	Male Thread OD (inch)	Female Thread ID (inch)
1/8	-02	G1/8×28	3/8 (0.38)	11/32 (0.35)
1/4	-04	G1/4×19	33/64 (0.52)	15/32 (0.47)
3/8	-06	G3/8×19	21/32 (0.65)	19/32 (0.60)
1/2	-08	G1/2×14	13/16 (0.82)	3/4 (0.75)
5/8	-10	G5/8×14	7/8 (0.88)	13/16 (0.80)
3/4	-12	G3/4×14	1-1/32 (1.04)	31/32 (0.97)
1	-16	G1×11	1-5/16 (1.30)	1-7/32 (1.22)
1-1/4	-20	G1-1/4×11	1-21/32 (1.65)	1-9/16 (1.56)
1-1/2	-24	G1-1/2×11	1-7/8 (1.88)	1-13/16 (1.79)
2	-32	G2×11	2-11/32 (2.35)	2-1/4 (2.26)

Hydraulic Fitting Thread Guide

Metric Threads PORT

Sealing – The fittings have parallel threads and seal using various sealing rings, washers or metal to metal seals.

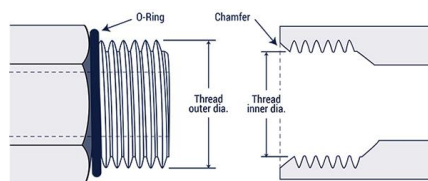


Dash Size	Metric Thread	Male Thread OD	Female Thread ID
-08	M8x1.0	8mm	7mm
-10	M10x1.0	10mm	9mm
-12	M12x1.5	12mm	10.5mm
-14	M14x1.5	14mm	12.5mm
-16	M16x1.5	16mm	14.5mm
-18	M18x1.5	18mm	16.5mm
-20	M20x1.5	20mm	18.5mm
-22	M22x1.5	22mm	20.5mm
-24	M24x1.5	24mm	22.5mm
-26	M26x1.5	26mm	24.5mm
-27	M27x2.0	27mm	25mm
-33	M33x2.0	33mm	31mm
-36	M36x2.0	36mm	34mm
-42	M42x2.0	42mm	40mm
-45	M45x2.0	45mm	43mm
-48	M48x2.0	48mm	46mm

Hydraulic Fitting Thread Guide

Metric PORT and Stud Ends

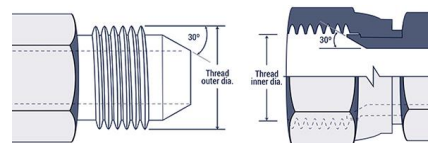
Sealing – The male connector has a straight metric thread and an O-Ring. The female port has a straight metric thread, a machined surface and a chamfer to accept the O-Ring. The seal is created by compressing the O-Ring into the chamfer. The threads hold the connection mechanically.



Dash Size	Metric Thread	Male Thread OD	Female Thread ID
-08	M8x1.0	8mm	7mm
-10	M10x1.0	10mm	9mm
-12	M12x1.5	12mm	10.5mm
-14	M14x1.5	14mm	12.5mm
-16	M16x1.5	16mm	14.5mm
-18	M18x1.5	18mm	16.5mm
-22	M22x1.5	22mm	20.5mm
-27	M27x2	27mm	25mm
-33	M33x2.0	33mm	31mm
-42	M42x2.0	42mm	40mm
-48	M48x2.0	48mm	46mm
-60	M60x2.0	60mm	58mm

Japanese Industrial Standard

Sealing – The male has a 30° nose and a straight thread. The female half has a 30° flare and a straight thread. This connection is similar to 37° flare. Its 30° seat and BSPP thread dimensions differentiate it from the 37° flare. The seal is created by establishing a line of contact between the male nose and the female flare. The threads hold the connection mechanically.

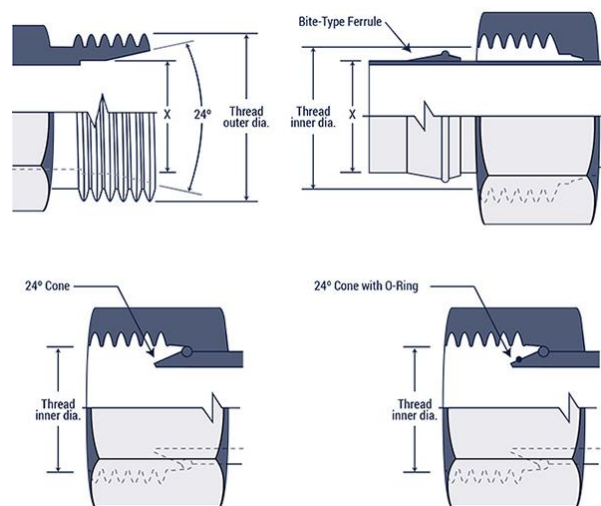


Inch Size	Dash Size	Nominal Thread	Male Thread OD (inch)	Female Thread ID (inch)
1/8	-02	G1/8×28	3/8 (0.38)	11/32 (0.35)
1/4	-04	G1/4×19	33/64 (0.52)	15/32 (0.47)
3/8	-06	G3/8×19	21/32 (0.65)	19/32 (0.60)
1/2	-08	G1/2×14	13/16 (0.82)	3/4 (0.75)
5/8	-10	G5/8×14	7/8 (0.88)	13/16 (0.80)
3/4	-12	G3/4×14	1-1/32 (1.04)	31/32 (0.97)
1	-16	G1x11	1-5/16 (1.30)	1-7/32 (1.22)
1-1/4	-20	G1-1/4×11	1-21/32 (1.65)	1-9/16 (1.56)
1-1/2	-24	G1-1/2×11	1-7/8 (1.88)	1-13/16 (1.79)
2	-32	G2x11	2-11/32 (2.35)	2-1/4 (2.26)

Hydraulic Fitting Thread Guide

Metric Tube Compression (24° Cone)

Sealing – Sealing takes place between the 24° chamfer in the male connector and the respective sealing areas on the female ball or cone.

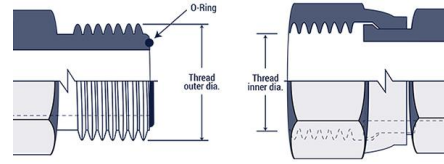


Dash Size LL Series Tube OD (mm)	Dash Size L Series Tube OD (mm)	Dash Size S Series Tube OD (mm)	Metric Thread	Male Thread OD	Female Thread ID
-04LL			M8x1.0	8mm	7mm
-06LL			M10x1.0	10mm	9mm
-08LL			M12x1.0	12mm	11mm
-10LL			M14x1.0	14mm	13mm
-12LL			M16x1.0	16mm	15mm
	-06L		M12x1.5	12mm	10.5mm
	-08L	-06S	M14x1.5	14mm	12.5mm
	-10L	-08S	M16x1.5	16mm	14.5mm
	-12L	-10S	M18x1.5	18mm	16.5mm
		-12S	M20x1.5	20mm	18.5mm
	-15L	-14S	M22x1.5	22mm	20.5mm
		-16S	M24x1.5	24mm	22.5mm
	-18L		M26x1.5	26mm	24.5mm
	-22L	-20S	M30x2.0	30mm	28mm
	-28L	-25S	M36x2.0	36mm	34mm
		-30S	M42x2.0	42mm	40mm
	-35L		M45x2.0	45mm	43mm
	-42L	-38S	M52x2.0	52mm	50mm

Hydraulic Fitting Thread Guide

BSPP Flat Face O-Ring

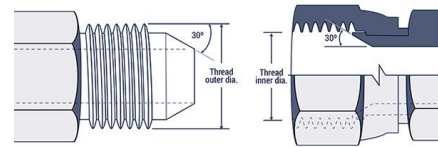
Sealing – The seal takes place by compressing the O-Ring onto the flat face of the female. The threads hold the connection mechanically.



Inch Size	Dash Size	Nominal Thread	Male Thread OD (inch)	Female Thread ID (inch)
1/8	-02	G1/8×28	3/8 (0.38)	11/32 (0.35)
1/4	-04	G1/4×19	33/64 (0.52)	15/32 (0.47)
3/8	-06	G3/8×19	21/32 (0.65)	19/32 (0.60)
1/2	-08	G1/2×14	13/16 (0.82)	3/4 (0.75)
5/8	-10	G5/8×14	7/8 (0.88)	13/16 (0.80)
3/4	-12	G3/4×14	1-1/32 (1.04)	31/32 (0.97)
1	-16	G1x11	1-5/16 (1.30)	1-7/32 (1.22)
1-1/4	-20	G1-1/4×11	1-21/32 (1.65)	1-9/16 (1.56)
1-1/2	-24	G1-1/2×11	1-7/8 (1.88)	1-13/16 (1.79)
2	-32	G2x11	2-11/32 (2.35)	2-1/4 (2.26)

Komatsu® 30° Flare

Sealing – The male has a 30° nose and a straight thread. The female half has a 30° flare and a straight thread. This connection is similar to 37° flare. Its 30° seat and Metric thread dimensions differentiate it from the 37° flare. The seal is created by establishing a line of contact between the male nose and the female flare. The threads hold the connection mechanically.



Dash Size	Nominal Thread	Male Thread OD	Female Thread ID
-14	M14x1.5	14mm	12.5mm
-16	M16x1.5	16mm	14.5mm
-18	M18x1.5	18mm	16.5mm
-22	M22x1.5	22mm	20.5mm
-24	M24x1.5	24mm	22.5mm
-30	M30x1.5	30mm	28.5mm
-33	M33x1.5	33mm	31.5mm
-36	M36x1.5	36mm	34.5mm
-42	M42x1.5	42mm	40.5mm