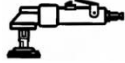


360: Surface Conditioning Disc

Angle Grinder

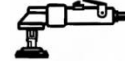


2" Rolon Surface Conditioning Disc



Part #	SIZE	GRIT	COLOR	QT
360-021	2"	FINE	BLUE	25
360-024	2"	MEDIUM	MAROON	25
360-027	2"	COARSE	BROWN	25

Angle Grinder



Rolon Bristle Disc

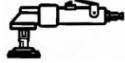


Part #	SIZE	GRIT	COLOR	QT
360-180	2"	MEDIUM	YELLOW	5
360-182	2"	COARSE	GREEN	5

J&B#	SIZE	QTY
360-002	2" Arbor	Ea
360-003	3" Arbor	Ea



Angle Grinder



3" Rolon Surface Conditioning Disc



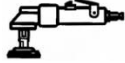
Part #	SIZE	GRIT	COLOR	QT
360-033	3"	FINE	BLUE	25
360-035	3"	MEDIUM	MAROON	25
360-037	3"	COARSE	BROWN	25

Scotch-Brite Hand Pads

Part #	WIDTH	LENGTH	COLOR	QT
360-540	6 x 9	FINE	LIGHT GRAY	20
360-545	6 X 9	MEDIUM	MAROONE	20
360-550	6 X 9	COARSE	DARK GRAY	10
360-560	6 X 9	HEAVY DUTY	BROWN	20



Angle Grinder



Rolon Sanding Disc




2" Rol-on Sanding Disc

Part #	SIZE	GRIT	QT
360-102	2"	80	25
360-104	2"	60	25
360-106	2"	50	25
360-108	2"	40	25
360-111	2"	36	25
360-113	2"	24	25

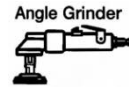
3" Rol-on Sanding Disc

Part #	SIZE	GRIT	QT
360-132	3"	80	25
360-135	3"	60	25
360-137	3"	50	25
360-139	3"	40	25
360-141	3"	36	25
360-143	3"	24	25




Flap Disc 7/8 Arbor

Part #	SIZE	ARBOR	TYPE	GRIT	QTY
361-302	4-1/2	7/8 HOLE	FLAT	120	Ea
361-304	4-1/2	7/8 HOLE	FLAT	80	Ea
361-306	4-1/2	7/8 HOLE	FLAT	60	Ea
361-310	4-1/2	7/8 HOLE	FLAT	40	Ea



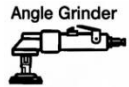
Strip Disc Roll-Lock

Part #	SIZE	GRIT	QTY
361-510	2"	AGRESSIVE	Ea
361-514	3"	AGRESSIVE	Ea
361-516	4"	AGRESSIVE	Ea



Flap Disc 5/8-11 Nut

Part #	SIZE	ARBOR	TYPE	GRIT	QTY
361-312	4-1/2	5/8-11 NUT	ANGLE	120	Ea
361-314	4-1/2	5/8-11 NUT	ANGLE	80	Ea
361-316	4-1/2	5/8-11 NUT	ANGLE	60	Ea
361-320	4-1/2	5/8-11 NUT	ANGLE	40	Ea



Strip Disc 1/4 Arbor

Part #	SIZE	GRIT	QTY
361-520	3"	AGRESSIVE	Ea



Mini-Flap Disc Roll-Lock

Part #	SIZE	GRIT	QTY
361-420	3"	36	Ea
361-425	3"	40	Ea
361-430	3"	60	Ea
361-435	3"	80	Ea
361-440	3"	120	Ea




Strip Disc 7/8 Arbor

Part #	SIZE	ARBOR	TYPE	GRIT	QTY
361-555	4-1/2	7/8 HOLE	FLAT	AGRESSIVE	Ea





Grinding Disc



Metal / Aluminum Grinding


Part #	SIZE	ARBOR	MATERIAL	MAX RPM	QT
362-100	4 X 1/4	5/8 HOLE	A24N	15,000	Ea
362-104	4-1/2 X 1/4	7/8 HOLE	A24N	13,300	Ea
362-106	5 X 1/4	7/8 HOLE	A24N	12,000	Ea
362-120	7X 1/4	7/8 HOLE	A24N	8,500	Ea

Aluminum Grinding

Part #	SIZE	ARBOR	MATERIAL	MAX RPM	QT
362-103	4-1/2 X 1/4	7/8 HOLE	A24N	13,300	Ea



Grinding Disc 5/8-11 Nut



Part #	SIZE	ARBOR	MATERIAL	MAX RPM	QT
362-130	4-1/2 x 1/4	5/8-11 NUT	A24N	13,000	Ea
362-135	7 X 1/4	5/8-11 NUT	A24N	8,500	Ea
362-140	9 X 1/4	5/8-11 NUT	A24N	6,600	Ea



Cut-Off Wheels



Part #	SIZE	HOLE	MAX RPM	QT
362-202	3 X 1/16	1/4	25,000	10
362-203	3 X 1/16	3/8	25,000	10
362-210	4 X 1/16	3/8	19,000	10
362-215	4-1/2 X .045	3/8	13,300	10
362-220	6 X .045	3/8	10,200	10
362-222	7 X .045	5/8	10,000	Ea
362-224	7 x 3/32	7/8	10,000	Ea



Cut-Off Wheels Depressed Center




Part #	SIZE	HOLE	MAX RPM	QT
362-228	4 X .045	5/8"	13,000	10
362-230	4-1/2 X .045	7/8"	13,000	10
362-235	6 X .045	7/8"	19,000	10
362-240	7 X .045	7/8"	13,300	Ea

Part #	DESCRIPTION	QTY
362-200	CUT-OFF ARBOR	Ea



Chop Saw

Chop Saw Wheels



Thin Metal / Rebar / Hydraulic Hose

Part #	SIZE	HOLE	MATERIAL	MAX RPM	QT
362-250	12 X 3/32	1"	A30RB	5,092	Ea
362-255	14 X 3/32	1"	A30RB	4,366	Ea

Portable saw

Circular Saw Wheel



Wood Cut

Part #	SIZE	HOLE	QT
362-550	6-1/2 x 18T	7/8	Ea

Stationary Saw

Stationary Saw Wheels



Steel / Angle Iron

Part #	SIZE	HOLE	MATERIAL	MAX RPM	QT
362-265	14MM X 1/8	1"	A24R	4,400	Ea
362-266	14MM X 1/8	1"	A24R	4,400	Ea
362-270	14MM X 1/8	20MM	A24R	4,000	Ea

Shop Rolls / Aluminum Oxide 50 Yd Rolls



Part #	GRIT	LENGTH	WIDTH	QTY
363-012	60	50 YD	1 1/2	Ea
363-014	80	50 YD	1 1/2	Ea
363-016	120	50 YD	1 1/2	Ea
363-020	180	50 YD	1 1/2	Ea
363-022	240	50 YD	1 1/2	Ea
363-024	320	50 YD	1 1/2	Ea
363-026	400	50 YD	1 1/2	Ea

Portable saw

Portable Cutting Wheel



Steel / Angle Iron

Part #	SIZE	HOLE	MATERIAL	MAX RPM	QT
362-275	12MM X 1/8	1"	A24R	6,300	Ea
362-280	12MM X 1/8	20MM	A24R	6,300	Ea

Crocus Sand Paper



Part #	GRIT	WIDTH	LENGTH
363-032	600	1-1/2	20 YD

Portable saw

Portable Cutting Wheel



Concrete Cutting

Part #	SIZE	HOLE	MATERIAL	MAX RPM	QT
362-285	12MM X 1/8	1"	A24R	6,300	Ea
362-290	12MM X 1/8	20MM	A24R	6,300	Ea

Shop Rolls / Aluminum Oxide 10 Yd Rolls



Part #	GRIT	LENGTH	WIDTH	QTY
363-052	60	10 YD	1 1/2	Ea
363-054	80	10 YD	1 1/2	Ea
363-056	120	10 YD	1 1/2	Ea
363-060	180	10 YD	1 1/2	Ea
363-064	240	10 YD	1 1/2	Ea
363-068	320	10 YD	1 1/2	Ea
363-072	400	10 YD	1 1/2	Ea

Abrasive Screen 25' Rolls



Part #	GRIT	LENGTH	WIDTH	QTY
363-125	120	25 FT	1-1/2	Ea

Abrasive Screen 10 Yd Rolls



Part #	GRIT	LENGTH	WIDTH	QTY
363-155	80	10 YD	1 1/2	Ea
363-160	120	10 YD	1-1/2	Ea
363-165	180	10 YD	1-1/2	Ea

Sand Paper Sheets



- Aluminum Oxide
- Extremely Long Lasting
- Open Coat, Low Loading
- Use Wet or Dry
- Wood or Metal
- Medium Weight, Flexible


Part #	GRIT	SIZE	QT
363-530	150	9 X 11	100
363-532	180	9 X 11	100
363-534	220	9 X 11	100
363-536	240	9 X 11	100
363-538	320	9 X 11	100
363-540	400	9 X 11	100
363-546	600	9 X 11	100

Stick-It Sanding Disc Arbor



Part #	DESCRIPTION	QTY
364-505	5" Arbor	Ea
364-506	6" Arbor	Ea


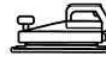
Stick-It Sanding Disc



Part #	GRIT	QT
364-530	5" X 80	100
364-540	5" X 120	100
364-542	5" X 180	100

Part #	GRIT	QT
364-570	6" X 80	100
364-575	6" X 120	100
364-580	6" X 180	100
364-585	6" X 240	100
364-590	6" X 320	100
364-593	6" X 400	100

File Board Air Sanding Paper



Part #	GRIT	QT
364-625	17-1/2" X 80	25
364-630	17-1/2" X 120	25
364-635	17-1/2" X 180	25
364-640	17-1/2" X 220	25
364-645	17-1/2" X 320	25
364-650	17-1/2" X 400	25

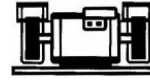


Scotch-Bright Flap Wheels

Part #	GRIT	QT
364-750	60	Ea
364-752	80	Ea
364-754	120	Ea
364-756	180	Ea



Bench Grinder



Grinding Wheels



Part #	SIZE	ARBOR	NESTED BUSHINGS	GRIT	MAX RPM	QTY
366-506	6"	1"	1/2, 5/8, 3/4	HEAVY DUTY	4,138	Ea
366-515	8"	1-1/4"	1/2, 5/8, 3/4	HEAVY DUTY	3,600	Ea

Die Grinder



Aluminum Oxide Flap Wheels

Part #	SIZE	FACE	GRIT	MAX RPM	QT
365-122	1"	1"	60	25,000	Ea
365-124	1"	1"	80	25,000	Ea
365-126	1"	1"	120	25,000	Ea
365-142	2"	1"	40	25,000	Ea
365-144	2"	1"	60	25,000	Ea
365-146	2"	1"	80	25,000	Ea
365-148	2"	1"	120	25,000	Ea
365-150	2"	1"	180	25,000	Ea
365-152	2"	1"	240	25,000	Ea
365-182	3"	1"	40	25,000	Ea
365-184	3"	1"	60	25,000	Ea
365-186	3"	1"	80	25,000	Ea
365-188	3"	1"	120	25,000	Ea



Bench Grinder




Crimped Wire Wheels



Part #	SIZE	WIRE	ARBOR	WIDTH	MAX RPM	QTY
366-557	6"	.014	1/2, 5/8,	3/4" H/D	6,000	Ea
366-577	8"	.014	1/2, 5/8,	3/4" H/D	4,500	Ea

Part #	SIZE	QTY
366-570	3/4 ARBOR INSERT	Ea






Large Crimped Wire Cup Brush




Part #	DIAM	ARBOR	WIRE SIZE	MAX. SAFE SPEED	QT
367-303	2-3/4	5/8-11	.020	12,500	Ea
367-304	3-1/2	5/8-11	.020	12,500	Ea
367-306	4"	5/8-11	.020	12,500	Ea
367-308	5"	5/8-11	.020	12,500	Ea



Large Knotted Wire Cup Brush



Part #	DIAM	ARBOR	WIRE SIZE	MAX. SAFE SPEED	QT
367-330	2-3/4	5/8-11	.020	7,000	Ea
367-334	3-1/2	5/8-11	.020	7,000	Ea
367-336	4"	5/8-11	.020	7,000	Ea
367-340	6"	5/8-11	.020	7,000	Ea



Twist Knotted Wire Wheel



Part #	DIAM	ARBOR	WIRE SIZE	MAX. SAFE SPEED	QT
367-354	4"	5/8-11	.020	12,500	Ea
367-356	6"	5/8-11	.020	12,500	Ea

Die Grinder



Crimped Wire End Brushes



Part #	DIAM	SHANK	WIRE SIZE	TRIM LENGTH	MAX. SAFE SPEED	QT
367-422	1/2"	1/4"	.020	1"	22,000	Ea
367-424	3/4"	1/4"	.020	1"	20,000	Ea
367-426	1"	1/4"	.012	1"	20,000	Ea
367-428	1 3/4"	1/4"	.012	1"	20,000	Ea

Die Grinder



Knotted Wire End Brushes



Part #	DIAM	SHANK	WIRE SIZE	TRIM LENGTH	MAX. SAFE SPEED	QT
367-444	3/4"	1/4"	.020	1"	20,000	Ea
367-446	1"	1/4"	.020	1"	20,000	Ea
367-448	1 1/8"	1/4"	.020	1"	20,000	Ea

Stainless Steel

367-462	1"	1/4"	.020	1"	20,000	Ea
---------	----	------	------	----	--------	----

Die Grinder



Crimped Wire Brush



Part #	DIAM	SHANK	WIRE SIZE	TRIM LENGTH	MAX. SAFE SPEED	QT
367-480	2"	1/4"	.020	1"	22,000	Ea
367-484	3"	1/4"	.020	1"	20,000	Ea

Stainless Steel Flat

367-494	3"	1/4"	.020	1"	22,000	Ea
---------	----	------	------	----	--------	----

Stainless Steel Flared

367-502	2-1/2"	1/4"	.020	1"	22,000	Ea
367-504	3"	1/4"	.020	1"	22,000	Ea

Wire Brushes

Part #	ITEM	QT
368-002	BRUSH WITH SCRAPER	Ea



Wire Brushes

Part #	ITEM	QT
368-004	SHOE HANDLE	Ea



Welders Brush

Part #	ITEM	QT
368-010	S/S WELDERS BRUSH	Ea
368-012	BRASS WELDERS BRUSH	Ea



Acid Brush

Part #	ITEM	QT
368-018	ACID BRUSH	Ea



Parts Brush

Part #	ITEM	QT
368-030	PARTS BRUSH	Ea



Chip / Paint Brushes

Part #	WIDTH	TRIM	QT
368-051	1"	1-5/8"	Ea
368-052	2"	1-1/2"	Ea
368-053	3"	1-3/4"	Ea
368-054	4"	1-3/4"	Ea



Whisk Broom

Part #	ITEM	QT
368-070	WHISK BROOM	Ea



Corn Cob Broom

Part #	ITEM	QT
369-190	CORN COB BROOM	Ea



C Broom Brace

Part #	ITEM	QT
369-195	C - BRACE	Ea



Broom Handle

Part #	ITEM	LENGTH	QT
369-197	HANDLE WOOD TAPERED	60"	Ea
369-199	HANDLE WOOD TIP	60"	Ea
369-200	HANDLE W/METAL TIP	60"	Ea



Floor Broom

Part #	ITEM	LENGTH	QT
369-201	MEDIUM BROOM	18"	Ea
369-202	MEDIUM BROOM	24"	Ea
369-206	MEDIUM BROOM	36"	Ea



24" Floor Broom

Part #	ITEM	LENGTH	QT
369-230	COARSE BROOM	18"	Ea
369-235	COARSE BROOM	24"	Ea
369-240	COARSE BROOM	36"	Ea



Floor Squeegee

Part #	ITEM	QT
369-300	36" CURVED	Ea
369-309	30" FOAM STRAIGHT	Ea

